

Appendix 1

1a. Nesting of New York City Assembly Districts in Senate Districts After 2002 Redistricting Cycle

| <u>NESTING OF NEW YORK CITY'S ASSEMBLY DISTRICTS IN SENATE DISTRICTS</u> | | |
|---|---|---|
| <u>Senate District</u> | <u>Assembly Districts (By District Number)</u> | <u>Number of Nested Assembly Districts</u> |
| 10 | 23, 25, 27, 28, 29, 31, 32, 33, 38 | 9 |
| 11 | 22, 24, 25, 26, 27, 29, 31, 33 | 8 |
| 12 | 30, 34, 36, 37, 38 | 5 |
| 13 | 34, 35, 37, 39 | 4 |
| 14 | 23, 24, 25, 27, 29, 31, 33 | 7 |
| 15 | 23, 28, 30, 37, 38 | 5 |
| 16 | 22, 24, 25, 26, 27 | 5 |
| 17 | 40, 50, 53, 54, 55, 56, 57 | 7 |
| 18 | 44, 50, 51, 52, 54, 55, 56, 57 | 8 |
| 19 | 40, 41, 42, 43, 55, 58, 59 | 7 |
| 20 | 42, 43, 44, 51, 52, 55, 56, 57, 58 | 9 |
| 21 | 41, 42, 43, 44, 48, 51, 58, 59 | 8 |
| 22 | 41, 45, 46, 47, 48, 49, 51, 59, 60 | 9 |
| 23 | 46, 47, 48, 49, 51, 60, 61, 63 | 8 |
| 24 | 60, 61, 63, 62 | 4 |
| 25 | 50, 52, 57, 64, 66, 74 | 6 |
| 26 | 65, 67, 69, 73, 74, 75 | 6 |
| 27 | 41, 45, 47, 49, 44, 48 | 7 |
| 28 | 65, 68, 73, 84, 86 | 5 |
| 29 | 66, 67, 74, 75 | 4 |
| 30 | 67, 68, 69, 70 | 4 |
| 31 | 67, 69, 70, 71, 72, 78, 81 | 7 |
| 32 | 76, 79, 80, 82, 84, 85 | 6 |
| 33 | 77, 78, 79, 80, 81, 86 | 6 |
| 34 | 76, 80, 82, 83 | 4 |
| 36 | 76, 77, 78, 79, 80, 81, 82, 83, 86 | 9 |

1b. Nesting of New York City Senate Districts in Assembly Districts After 2002 Redistricting Cycle

| NESTING OF NEW YORK CITY'S SENATE DISTRICTS IN ASSEMBLY DISTRICTS | | |
|--|---|---|
| <u>Assembly District</u> | <u>Senate Districts (By District Number)</u> | <u>Number of Nested Senate Districts</u> |
| 22 | 11, 16 | 2 |
| 23 | 10, 14, 15 | 3 |
| 24 | 11, 14, 16 | 3 |
| 25 | 10, 11, 14, 16 | 4 |
| 26 | 11, 16 | 2 |
| 27 | 10, 11, 14, 16 | 4 |
| 28 | 10, 15 | 2 |
| 29 | 10, 11, 14 | 3 |
| 30 | 12, 15 | 2 |
| 31 | 10, 14 | 2 |
| 32 | 10 | 1 |
| 33 | 10, 11, 14 | 3 |
| 34 | 12, 13 | 2 |
| 35 | 13 | 1 |
| 36 | 12 | 1 |
| 37 | 12, 13, 15 | 3 |
| 38 | 10, 12, 15 | 3 |
| 39 | 10, 13 | 2 |
| 40 | 17, 19 | 2 |
| 41 | 19, 21, 22, 27 | 4 |
| 42 | 19, 20, 21 | 3 |
| 43 | 19, 20, 21 | 3 |
| 44 | 18, 20, 21, 27 | 4 |
| 45 | 22, 27 | 2 |
| 46 | 22, 23 | 2 |
| 47 | 22, 23, 27 | 3 |
| 48 | 21, 22, 23, 27 | 4 |
| 49 | 22, 23, 27 | 3 |
| 50 | 17, 18, 25 | 3 |
| 51 | 18, 20, 21, 22, 23 | 5 |
| 52 | 18, 20, 25 | 3 |
| 53 | 17 | 1 |
| 54 | 17, 18 | 2 |
| 55 | 17, 18, 19, 20 | 4 |
| 56 | 17, 18, 20 | 3 |
| 57 | 17, 18, 20, 25 | 4 |
| 58 | 19, 20, 21 | 3 |

| <u>NESTING OF NEW YORK CITY'S SENATE DISTRICTS IN ASSEMBLY DISTRICTS</u> | | |
|--|--|--|
| <u>Assembly District</u> | <u>Senate Districts (By District Number)</u> | <u>Number of Nested Senate Districts</u> |
| 59 | 19, 21, 22 | 3 |
| 60 | 22, 23, 24 | 3 |
| 61 | 23, 24 | 2 |
| 62 | 24 | 1 |
| 63 | 23, 24 | 2 |
| 64 | 25 | 1 |
| 65 | 26, 28 | 2 |
| 66 | 25, 29 | 2 |
| 67 | 26, 29, 30, 31 | 4 |
| 68 | 28, 30 | 2 |
| 69 | 26, 30, 31 | 3 |
| 70 | 30, 31 | 2 |
| 71 | 31 | 1 |
| 72 | 31 | 1 |
| 73 | 26, 28 | 2 |
| 74 | 25, 26, 29 | 3 |
| 75 | 26, 29 | 2 |
| 76 | 32, 34, 36 | 3 |
| 77 | 33, 36 | 2 |
| 78 | 31, 33, 36 | 3 |
| 79 | 32, 33, 36 | 3 |
| 80 | 32, 33, 34, 36 | 4 |
| 81 | 31, 33, 36 | 3 |
| 82 | 32, 34, 36 | 3 |
| 83 | 34, 36 | 2 |
| 84 | 28, 32 | 2 |
| 85 | 32 | 1 |
| 86 | 28, 33, 36 | 3 |

Appendix 2

| NEW YORK STATE ASSEMBLY LEGISLATOR POSITIONS ON INDEPENDENT REDISTRICTING COMMISSION DURING 2011 LEGISLATIVE SESSSION | | | | | | | |
|---|-------|---|---|--|---------------------------|---|--|
| Assembly District | Party | Legislator Name | Signed on to Cuomo Legislation (A.5388) | Signed on to Jeffries Legislation (A.3432) | Signed NY Uprising Pledge | Indicated Support in Citizens Union Questionnaire (2010 unless noted) | Other Support |
| 49 | Dem | Peter Abbate, Jr. | | | | | |
| 92 | Dem | Thomas Abinanti | YES | | YES | | |
| 105 | Rep | George Amedore, Jr. | YES | | YES | | |
| 84 | Dem | Carmen Arroyo | | | | | |
| 35 | Dem | Jeffrion Aubry | | | | | |
| 124 | Rep | William Barclay | | | | | Signed Pledge for Change to "End the practice of legislators drawing their own district lines during the redistricting process." |
| 40 | Dem | Inez Barron | | | | YES (2008) | |
| 82 | Dem | Michael Benedetto | | | | YES (2004) | Voted in favor in Governmental Operations Committee, 6/24/10 |
| 73 | Dem | <i>Formerly Jonathan Bing (currently held by Dan Quart)</i> | YES | YES | YES | YES | |
| 122 | Rep | Kenneth Blankenbush | | | YES | | |

**NEW YORK STATE ASSEMBLY
LEGISLATOR POSITIONS ON INDEPENDENT REDISTRICTING COMMISSION
DURING 2011 LEGISLATIVE SESSSION**

| Assembly District | Party | Legislator Name | Signed on to Cuomo Legislation (A.5388) | Signed on to Jeffries Legislation (A.3432) | Signed NY Uprising Pledge | Indicated Support in Citizens Union Questionnaire (2010 unless noted) | Other Support |
|--------------------------|--------------|------------------------|--|---|----------------------------------|--|--|
| 55 | Dem | William Boyland, Jr. | YES | YES | | YES (2008) | |
| 8 | Rep | Philip Boyle | YES | YES | YES | | |
| 26 | Dem | Edward Braunstein | YES | YES | YES | YES | |
| 44 | Dem | James Brennan | YES | YES | | | |
| 131 | Dem | Harry Bronson | YES | YES | YES | | |
| 46 | Dem | Alec Brook-Krasny | | YES | | YES (2006) | |
| 147 | Rep | Daniel Burling | YES | YES | YES | | |
| 117 | Rep | Marc Butler | YES | | YES | | |
| 101 | Dem | Kevin Cahill | YES | YES | | | |
| 96 | Rep | Nancy Calhoun | YES | | YES | | |
| 43 | Dem | Karim Camara | YES | YES | YES | | |
| 106 | Dem | Ronald Canestrari | | | | | |
| 89 | Rep | Robert Castelli | YES | YES | YES | | Voted in favor in Governmental Operations Committee, 6/24/10 |
| 86 | Dem | Nelson Castro | YES | | | YES | |
| 138 | Rep | John Ceretto | YES | YES | YES | | |
| 33 | Dem | Barbara Clark | YES | YES | | YES | |
| 47 | Dem | William Colton | YES | YES | | YES (2008) | |
| 10 | Rep | James Conte | | YES | YES | | |
| 32 | Dem | Vivian Cook | | | | | |

**NEW YORK STATE ASSEMBLY
LEGISLATOR POSITIONS ON INDEPENDENT REDISTRICTING COMMISSION
DURING 2011 LEGISLATIVE SESSSION**

| Assembly District | Party | Legislator Name | Signed on to Cuomo Legislation (A.5388) | Signed on to Jeffries Legislation (A.3432) | Signed NY Uprising Pledge | Indicated Support in Citizens Union Questionnaire (2010 unless noted) | Other Support |
|--------------------------|--------------|--|--|---|----------------------------------|--|--|
| 142 | Rep | Jane Corwin | | | | | Signed Pledge for Change to "End the practice of legislators drawing their own district lines during the redistricting process." |
| 85 | Dem | Marcos Crespo | | | | | |
| 107 | Rep | Clifford Crouch | YES | YES | YES | | |
| 14 | Rep | Brian Curran | | | | | |
| 63 | Dem | Michael Cusick | YES | YES | YES | YES (2008) | |
| 45 | Dem | Steven Cymbrowitz | | | | YES (2006) | |
| 34 | Dem | Michael DenDekker | | | | | |
| 116 | Dem | <i>Formerly RoAnn Destito (currently held by Anthony Brindisi)</i> | <i>YES (Co-Sponsor)</i> | | | | |
| 81 | Dem | Jeffrey Dinowitz | YES | YES | | YES | |
| 114 | Rep | Janet Duprey | YES | YES | YES | | |
| 4 | Dem | Steven Englebright | YES | | YES | | |
| 71 | Dem | Herman Farrell, Jr. | | | | | |
| 123 | Rep | Gary Finch | YES | | YES | | |
| 7 | Rep | Michael Fitzpatrick | YES | YES | YES | | |
| 137 | Rep | Christopher Friend | | | YES | | |

**NEW YORK STATE ASSEMBLY
LEGISLATOR POSITIONS ON INDEPENDENT REDISTRICTING COMMISSION
DURING 2011 LEGISLATIVE SESSION**

| Assembly District | Party | Legislator Name | Signed on to Cuomo Legislation (A.5388) | Signed on to Jeffries Legislation (A.3432) | Signed NY Uprising Pledge | Indicated Support in Citizens Union Questionnaire (2010 unless noted) | Other Support |
|-------------------|-------|--|---|--|---------------------------|---|--|
| 143 | Dem | Dennis Gabryszak | YES | | | | |
| 90 | Dem | Sandra Galef | YES | YES | YES | | Voted in favor in Governmental Operations Committee, 6/24/10 |
| 133 | Dem | David Gantt | | | | | |
| 77 | Dem | Vanessa Gibson | | | | | |
| 149 | Rep | Joseph Giglio | YES | YES | YES | | |
| 66 | Dem | Deborah Glick | | | | YES (2006) | |
| 150 | Rep | Andrew Goodell | | | YES | | |
| 75 | Dem | Richard Gottfried | YES | YES | | | |
| 5 | Rep | Alfred Graf | | | YES | | |
| 98 | Dem | Aileen Gunther | YES | YES | YES | | |
| 130 | Rep | Sean Hanna | | YES | YES | | |
| 139 | Rep | Stephen Hawley | YES | YES | YES | | |
| 148 | Rep | <i>Formerly James Hayes (currently held by Raymond Walter)</i> | YES | | YES | | |
| 83 | Dem | Carl Heastie | | | | | |
| 28 | Dem | Andrew Hevesi | YES | YES | YES | YES | |
| 48 | Dem | Dov Hikind | | | | | |
| 18 | Dem | Earlene Hooper | | | | | |

**NEW YORK STATE ASSEMBLY
LEGISLATOR POSITIONS ON INDEPENDENT REDISTRICTING COMMISSION
DURING 2011 LEGISLATIVE SESSION**

| Assembly District | Party | Legislator Name | Signed on to Cuomo Legislation (A.5388) | Signed on to Jeffries Legislation (A.3432) | Signed NY Uprising Pledge | Indicated Support in Citizens Union Questionnaire (2010 unless noted) | Other Support |
|--------------------------|--------------|--|--|---|----------------------------------|--|--|
| 144 | Dem | Formerly Sam Hoyt (currently held by Sean Ryan) | YES | YES | YES | | |
| 42 | Dem | Rhoda Jacobs | | | | | |
| 95 | Dem | Ellen Jaffee | YES | YES | | | |
| 57 | Dem | Hakeem Jeffries | YES (Co-Sponsor) | YES (Sponsor) | YES | YES | |
| 135 | Rep | Marc Johns | YES | YES | YES | | |
| 112 | Rep | Tony Jordan | YES | | | | |
| 99 | Dem | Steve Katz | YES | YES | YES | | |
| 74 | Dem | Brian Kavanagh | YES | YES | YES | YES | |
| 65 | Dem | Micah Kellner | YES | YES | YES | YES | |
| 100 | Rep | Thomas Kirwan | YES | YES | YES | | |
| 129 | Rep | Brian Kolb | | YES | YES | | |
| 25 | Dem | Rory Lancman | YES | YES | | | |
| 91 | Dem | George Latimer | YES | YES | YES | | Voted in favor in Governmental Operations Committee, 6/24/10 |
| 13 | Dem | Charles Lavine | YES | YES | YES | | |
| 50 | Dem | Joseph Lentol | YES | YES | YES | | |
| 125 | Dem | Barbara Lifton | YES | YES | | | |
| 72 | Dem | Guillermo Linares | YES | YES | YES | YES | |
| 53 | Dem | Vito Lopez | | | | | |

**NEW YORK STATE ASSEMBLY
LEGISLATOR POSITIONS ON INDEPENDENT REDISTRICTING COMMISSION
DURING 2011 LEGISLATIVE SESSION**

| Assembly District | Party | Legislator Name | Signed on to Cuomo Legislation (A.5388) | Signed on to Jeffries Legislation (A.3432) | Signed NY Uprising Pledge | Indicated Support in Citizens Union Questionnaire (2010 unless noted) | Other Support |
|-------------------|-------|---|---|--|---------------------------|---|--|
| 127 | Rep | Peter Lopez | YES | YES | YES | | |
| 1 | Rep | Daniel Losquadro | YES | | YES | | |
| 126 | Dem | Donna Lupardo | YES | YES | YES | | |
| 111 | Dem | Bill Magee | YES | | YES | | |
| 120 | Dem | William Magnarelli | | | | | |
| 59 | Dem | Alan Maisel | YES | YES | | | |
| 60 | Rep | Nicole Malliotakis | YES | YES | YES | | |
| 30 | Dem | Margaret Markey | YES | | | | Voted in favor in Governmental Operations Committee, 6/24/10 |
| 27 | Dem | <i>Formerly Nettie Mayersohn (currently held by Michael Simanowitz)</i> | YES | YES | | | |
| 19 | Rep | David McDonough | | | YES | | |
| 104 | Dem | John McEneny | YES (Co-Sponsor) | | | | |
| 17 | Rep | Thomas McKevitt | | | YES | | |
| 108 | Rep | Steve McLaughlin | YES | YES | YES | | |
| 22 | Dem | Grace Meng | YES | YES | YES | YES | |
| 38 | Dem | Michael Miller | YES | YES | YES | YES | |
| 102 | Rep | Joel Miller | YES | | YES | | |
| 121 | Rep | Donald Miller | YES | | YES | | |

**NEW YORK STATE ASSEMBLY
LEGISLATOR POSITIONS ON INDEPENDENT REDISTRICTING COMMISSION
DURING 2011 LEGISLATIVE SESSION**

| Assembly District | Party | Legislator Name | Signed on to Cuomo Legislation (A.5388) | Signed on to Jeffries Legislation (A.3432) | Signed NY Uprising Pledge | Indicated Support in Citizens Union Questionnaire (2010 unless noted) | Other Support |
|-------------------|-------|--|---|--|---------------------------|---|--|
| 52 | Dem | Joan Millman | YES | YES | | YES | |
| 103 | Rep | Marcus Molinaro | YES | YES | YES | | |
| 15 | Rep | Michael Montesano | | | YES | | |
| 132 | Dem | Joseph Morelle | YES | YES | YES | | |
| 39 | Dem | Francisco Moya | YES | | YES | YES | |
| 3 | Rep | Dean Murray | YES | YES | YES | | |
| 37 | Dem | Catherine Nolan | | | | | |
| 128 | Rep | Robert Oaks | | YES | | | |
| 69 | Dem | Daniel O'Donnell | | | | YES (2004) | |
| 51 | Dem | Felix Ortiz | | YES | | YES | |
| 136 | Rep | Philip Palmesano | | YES | YES | | |
| 88 | Dem | Amy Paulin | YES | YES | YES | | |
| 141 | Dem | Crystal Peoples-Stokes | YES | | | | Voted in favor in Governmental Operations Committee, 6/24/10 |
| 58 | Dem | N. Nick Perry | YES | YES | | YES (2006) | |
| 23 | Dem | Formerly Audrey Pheffer (currently held by Philip Goldfeder) | YES | YES | YES | YES | |
| 87 | Dem | J. Gary Pretlow | | | | | |
| 21 | Rep | Edward Ra | | | YES | | |
| 97 | Rep | Ann Rabbitt | YES | YES | YES | | |

**NEW YORK STATE ASSEMBLY
LEGISLATOR POSITIONS ON INDEPENDENT REDISTRICTING COMMISSION
DURING 2011 LEGISLATIVE SESSSION**

| Assembly District | Party | Legislator Name | Signed on to Cuomo Legislation (A.5388) | Signed on to Jeffries Legislation (A.3432) | Signed NY Uprising Pledge | Indicated Support in Citizens Union Questionnaire (2010 unless noted) | Other Support |
|--------------------------|--------------|------------------------|--|---|----------------------------------|--|--|
| 9 | Rep | Andrew Raia | YES | YES | YES | | |
| 6 | Dem | Philip Ramos | YES | YES | | | |
| 134 | Rep | Bill Reilich | YES | | YES | | |
| 109 | Dem | Robert Reilly | YES | YES | | | Voted in favor in Governmental Operations Committee, 6/24/10 |
| 76 | Dem | Peter Rivera | YES | YES | | YES | |
| 78 | Dem | Jose Rivera | | | | | |
| 80 | Dem | Naomi Rivera | | | | | |
| 119 | Dem | Sam Roberts | YES | | YES | | |
| 56 | Dem | Annette Robinson | | | | | |
| 68 | Dem | Robert Rodriguez | YES | | YES | YES | |
| 67 | Dem | Linda Rosenthal | YES | YES | YES | YES (2006) | |
| 118 | Dem | Addie Russell | | | | | |
| 12 | Rep | Joseph Saladino | | | YES | | Voted in favor in Governmental Operations Committee, 6/24/10 |
| 113 | Rep | Teresa Sayward | YES | | | | |
| 29 | Dem | William Scarborough | | | YES | YES (2004) | |
| 16 | Dem | Michelle Schimel | YES | | YES | | |
| 140 | Dem | Robin Schimminger | YES | YES | | | |
| 145 | Dem | Mark Schroeder | YES | YES | YES | | |

**NEW YORK STATE ASSEMBLY
LEGISLATOR POSITIONS ON INDEPENDENT REDISTRICTING COMMISSION
DURING 2011 LEGISLATIVE SESSION**

| Assembly District | Party | Legislator Name | Signed on to Cuomo Legislation (A.5388) | Signed on to Jeffries Legislation (A.3432) | Signed NY Uprising Pledge | Indicated Support in Citizens Union Questionnaire (2010 unless noted) | Other Support |
|--------------------------|--------------|---|--|---|----------------------------------|--|--|
| 64 | Dem | Sheldon Silver | YES (Sponsor) | | | | |
| 36 | Dem | Aravella Simotas | YES | YES | YES | | |
| 146 | Rep | Kevin Smardz | YES | YES | YES | | |
| 93 | Dem | Mike Spano | YES | YES | YES | | |
| 79 | Dem | Eric Stevenson | | | | | |
| 11 | Dem | Robert Sweeney | YES | YES | | | |
| 110 | Rep | James Tedisco | YES | YES | YES | | |
| 115 | Rep | Claudia Tenney | | YES | YES | | |
| 2 | Ind | Fred Thiele, Jr. | YES | YES | YES | | |
| 61 | Dem | Matthew Titone | YES | YES | YES | | |
| 31 | Dem | Michele Titus | | | | | |
| 62 | Rep | Lou Tobacco | YES | YES | YES | YES (2008) | |
| 54 | Dem | <i>Formerly Darryl Towns (currently held by Rafael Espinal)</i> | | | | | |
| 41 | Dem | Helene Weinstein | | | | | |
| 20 | Dem | Harvey Weisenberg | YES | YES | YES | | |
| 24 | Dem | David Weprin | YES | YES | YES | | Voted in favor in Governmental Operations Committee, 6/24/10 |
| 70 | Dem | Keith L.T. Wright | | | | YES (2006) | |
| 94 | Dem | Kenneth Zebrowski | YES | YES | YES | | |

| NEW YORK STATE SENATE | | | | | | |
|---|--------------|--------------------------|---|---|----------------------------------|--|
| LEGISLATOR POSITIONS ON INDEPENDENT REDISTRICTING COMMISSION | | | | | | |
| Senate District | Party | Legislator Name | Signed on to Gianaris Legislation (S.2543) | Signed on to Valesky Legislation (S.660) | Signed NY Uprising Pledge | Indicated Support in Citizens Union Questionnaire (2010 unless noted) |
| 20 | Dem | Eric Adams | Yes | Yes | Yes | Yes |
| 15 | Dem | Joseph Addabbo, Jr. | Yes | | Yes | Yes |
| 55 | Rep | Jim Alesi | | | Yes | |
| 11 | Dem | Tony Avella | Yes | | Yes | Yes |
| 40 | Rep | Greg Ball | | | Yes | |
| 42 | Rep | John Bonacic | | Yes | Yes | |
| 46 | Dem | Neil Breslin | Yes | Yes | | |
| 38 | Dem | David Carlucci | | Yes | Yes | |
| 50 | Rep | John DeFrancisco | | | Yes | |
| 32 | Dem | Ruben Diaz | | | | |
| 17 | Dem | Martin Malave Dilan | Yes | | | Yes (2004) |
| 29 | Dem | Thomas Duane | Yes | Yes | Yes | |
| 31 | Dem | Adriano Espaillat | Yes | | Yes | Yes |
| 44 | Rep | Hugh Farley | | | Yes | |
| 2 | Rep | John Flanagan | | | Yes | |
| 8 | Rep | Charles Fuschillo, Jr. | | | Yes | |
| 59 | Rep | Patrick Gallivan | | | Yes | |
| 12 | Dem | Michael Gianaris | Yes (Sponsor) | Yes | Yes | Yes |
| 22 | Rep | Martin Golden | | | Yes | Yes |
| 47 | Rep | Joseph Griffo | | | Yes | |
| 60 | Rep | Mark Grisanti | | | Yes | |
| 6 | Rep | Kemp Hannon | | | Yes | |
| 36 | Dem | Ruth Hassell Thompson | | | | Yes (2004) |
| 10 | Dem | Shirley Huntley | Yes | | Yes | |

| NEW YORK STATE SENATE | | | | | | |
|---|--------------|------------------------|---|---|----------------------------------|--|
| LEGISLATOR POSITIONS ON INDEPENDENT REDISTRICTING COMMISSION | | | | | | |
| Senate District | Party | Legislator Name | Signed on to Gianaris Legislation (S.2543) | Signed on to Valesky Legislation (S.660) | Signed NY Uprising Pledge | Indicated Support in Citizens Union Questionnaire (2010 unless noted) |
| 4 | Rep | Owen Johnson | | | Yes | |
| 58 | Dem | Timothy Kennedy | Yes | | Yes | |
| 34 | Dem | Jeffrey Klein | | Yes | Yes | Yes |
| 26 | Dem | Liz Krueger | Yes | Yes | Yes | Yes |
| 27 | Dem | Carl Kruger | Yes | | | |
| 24 | Rep | Andrew Lanza | | | Yes | |
| 39 | Rep | William Larkin, Jr. | | | Yes | |
| 1 | Rep | Kenneth LaValle | | | Yes | |
| 52 | Rep | Thomas Libous | | | Yes | |
| 45 | Rep | Elizabeth O'C. Little | | | Yes | |
| 5 | Rep | Carl Marcellino | | | Yes | |
| 7 | Rep | Jack Martins | | | Yes | |
| 62 | Rep | George Maziarz | | | Yes | |
| 43 | Rep | Roy McDonald | | | Yes | |
| 18 | Dem | Velmanette Montgomery | Yes | Yes | | Yes |
| 54 | Rep | Michael Nozzolio | | | Yes | |
| 53 | Rep | Thomas O'Mara | | | Yes | |
| 37 | Dem | Suzi Oppenheimer | Yes | | Yes | |
| 21 | Dem | Kevin Parker | | | | Yes (2008) |
| 13 | Dem | Jose Peralta | Yes | | Yes | Yes |
| 30 | Dem | Bill Perkins | Yes | Yes | Yes | Yes |
| 61 | Rep | Michael Ranzenhofer | | | Yes | |
| 48 | Rep | Patricia Ritchie | | | Yes | |
| 33 | Dem | J. Gustavo Rivera | Yes | | Yes | Yes |
| 56 | Rep | Joseph Robach | | | Yes | |

| NEW YORK STATE SENATE | | | | | | |
|---|--------------|------------------------|---|---|----------------------------------|--|
| LEGISLATOR POSITIONS ON INDEPENDENT REDISTRICTING COMMISSION | | | | | | |
| Senate District | Party | Legislator Name | Signed on to Gianaris Legislation (S.2543) | Signed on to Valesky Legislation (S.660) | Signed NY Uprising Pledge | Indicated Support in Citizens Union Questionnaire (2010 unless noted) |
| 41 | Rep | Stephen Saland | | | Yes | |
| 19 | Dem | John Sampson | Yes | | Yes | |
| 23 | Dem | Diane Savino | | Yes | Yes | Yes |
| 28 | Dem | Jose Serrano | Yes | Yes | Yes | Yes |
| 51 | Rep | James Seward | | | Yes | |
| 9 | Rep | Dean Skelos | | | Yes | |
| 14 | Dem | Malcolm Smith | | | | |
| 25 | Dem | Daniel Squadron | Yes | Yes | Yes | |
| 16 | Dem | Toby Ann Stavisky | Yes | Yes | Yes | Yes |
| 35 | Dem | Andrea Stewart-Cousins | Yes | Yes | Yes | |
| 49 | Dem | David Valesky | | Yes (Sponsor) | Yes | |
| 57 | Rep | Catharine Young | | | Yes | Yes |
| 3 | Rep | Lee Zeldin | | | Yes | Yes |

Appendix 3

District Populations and Deviations Over Time, 2000 to 2010 – Assembly and Senate

| Assembly District | Assemblymember Elected in 2010 | Party | 2010 Population | Percentage Deviation in 2010 from 2002 Average District Size | 2000 Population | 2002 Population Deviation | Percentage Deviation in 2002 from 2000 Average District Size | Shift in Population from 2000 to 2010 |
|-------------------|--------------------------------|-------|--------------------------|--|-----------------|---------------------------|--|---------------------------------------|
| 1 | Losquadro | R | (highest) 149,382 | 18.08% | 131,139 | -4,629 | 3.65% | 18,243 |
| 2 | Thiele | I | 142,833 | 12.90% | 131,139 | -4,629 | 3.66% | 11,694 |
| 3 | Murray | R | 143,108 | 13.12% | 131,138 | -4,628 | 3.66% | 11,970 |
| 4 | Englebright | D | 137,024 | 8.31% | 131,140 | -4,630 | 3.66% | 5,884 |
| 5 | Graf | R | 131,677 | 4.08% | 131,141 | -4,631 | 3.66% | 536 |
| 6 | Ramos | D | 145,372 | 14.91% | 131,139 | -4,629 | 3.66% | 14,233 |
| 7 | Fitzpatrick | R | 134,480 | 6.30% | 131,139 | -4,629 | 3.66% | 3,341 |
| 8 | Boyle | R | 128,281 | 1.40% | 131,140 | -4,630 | 3.66% | -2,859 |
| 9 | Raia | R | 130,285 | 2.98% | 131,139 | -4,629 | 3.66% | -854 |
| 10 | Conte | R | 138,509 | 9.48% | 131,137 | -4,627 | 3.66% | 7,372 |
| 11 | Sweeney | D | 135,087 | 6.78% | 131,139 | -4,629 | 3.66% | 3,948 |
| 12 | Saladino | R | 126,438 | -0.06% | 131,139 | -4,629 | 3.66% | -4,701 |
| 13 | Lavine | D | 131,694 | 4.10% | 131,136 | -4,626 | 3.66% | 558 |
| 14 | Curran | R | 131,344 | 3.82% | 131,138 | -4,628 | 3.66% | 206 |
| 15 | Montesano | R | 135,528 | 7.13% | 131,138 | -4,628 | 3.66% | 4,390 |
| 16 | Schimel | D | 134,747 | 6.51% | 131,137 | -4,627 | 3.66% | 3,610 |
| 17 | McKevitt | R | 136,600 | 7.98% | 131,138 | -4,628 | 3.66% | 5,462 |
| 18 | Hooper | D | 130,690 | 3.30% | 131,139 | -4,629 | 3.66% | -449 |
| 19 | McDonough | R | 128,933 | 1.92% | 131,140 | -4,630 | 3.66% | -2,207 |
| 20 | Weisenberg | D | 128,831 | 1.83% | 131,138 | -4,628 | 3.66% | -2,307 |
| 21 | Ra | R | 132,039 | 4.37% | 131,140 | -4,630 | 3.66% | 899 |
| 22 | Meng | D | 127,045 | 0.42% | 123,855 | 2,655 | -2.10% | 3,190 |
| 23 | Pheffer | D | 124,069 | -1.93% | 123,856 | 2,654 | -2.10% | 213 |

| Assembly District | Assemblymember Elected in 2010 | Party | 2010 Population | Percentage Deviation in 2010 from 2002 Average District Size | 2000 Population | 2002 Population Deviation | Percentage Deviation in 2002 from 2000 Average District Size | Shift in Population from 2000 to 2010 |
|-------------------|--------------------------------|-------|-----------------|--|-----------------|---------------------------|--|---------------------------------------|
| 24 | Weprin | D | 124,351 | -1.71% | 123,856 | 2,654 | -2.10% | 495 |
| 25 | Lancman | D | 125,471 | -0.82% | 123,855 | 2,655 | -2.10% | 1,616 |
| 26 | Braunstein | D | 123,681 | -2.24% | 123,858 | 2,652 | -2.10% | -177 |
| 27 | Mayersohn | D | 124,451 | -1.63% | 123,850 | 2,660 | -2.10% | 601 |
| 28 | Hevesi | D | 123,186 | -2.63% | 123,854 | 2,656 | -2.10% | -668 |
| 29 | Scarborough | D | 122,770 | -2.96% | 123,859 | 2,651 | -2.10% | -1,089 |
| 30 | Markey | D | 122,060 | -3.52% | 123,852 | 2,658 | -2.10% | -1,792 |
| 31 | Titus | D | 131,083 | 3.61% | 123,848 | 2,662 | -2.10% | 7,235 |
| 32 | Cook | D | 125,758 | -0.59% | 123,851 | 2,659 | -2.10% | 1,907 |
| 33 | Clark | D | 115,034 | -9.07% | 123,853 | 2,657 | -2.10% | -8,819 |
| 34 | DenDekker | D | 121,976 | -3.58% | 123,855 | 2,655 | -2.10% | -1,879 |
| 35 | Aubry | D | 130,758 | 3.36% | 123,851 | 2,659 | -2.10% | 6,907 |
| 36 | Simotas | D | 111,188 | -12.11% | 123,857 | 2,653 | -2.10% | -12,669 |
| 37 | Nolan | D | 124,254 | -1.78% | 123,856 | 2,654 | -2.10% | 398 |
| 38 | Miller M | D | 126,330 | -0.14% | 123,857 | 2,653 | -2.10% | 2,473 |
| 39 | Moya | D | 127,257 | 0.59% | 123,856 | 2,654 | -2.10% | 3,401 |
| 40 | Barron | D | 127,591 | 0.85% | 121,209 | 5,301 | -4.19% | 6,382 |
| 41 | Weinstein | D | 116,834 | -7.65% | 121,209 | 5,301 | -4.19% | -4,375 |
| 42 | Jacobs | D | 114,942 | -9.14% | 121,205 | 5,305 | -4.19% | -6,263 |
| 43 | Camara | D | 114,124 | -9.79% | 121,237 | 5,273 | -4.17% | -7,113 |
| 44 | Brennan | D | 121,728 | -3.78% | 121,204 | 5,306 | -4.19% | 524 |
| 45 | Cymbrowitz | D | 120,832 | -4.49% | 121,214 | 5,296 | -4.19% | -382 |
| 46 | Brook-Krasny | D | 117,179 | -7.38% | 121,212 | 5,298 | -4.19% | -4,033 |
| 47 | Colton | D | 127,412 | 0.71% | 121,212 | 5,298 | -4.19% | 6,200 |
| 48 | Hikind | D | 124,776 | -1.37% | 121,202 | 5,308 | -4.20% | 3,574 |
| 49 | Abbate | D | 129,871 | 2.66% | 121,212 | 5,298 | -4.19% | 8,659 |
| 50 | Lentol | D | 133,740 | 5.72% | 121,209 | 5,301 | -4.19% | 12,531 |
| 51 | Ortiz | D | 127,463 | 0.75% | 121,209 | 5,301 | -4.19% | 6,254 |

| Assembly District | Assemblymember Elected in 2010 | Party | 2010 Population | Percentage Deviation in 2010 from 2002 Average District Size | 2000 Population | 2002 Population Deviation | Percentage Deviation in 2002 from 2000 Average District Size | Shift in Population from 2000 to 2010 |
|-------------------|--------------------------------|-------|-----------------|--|-------------------------|---------------------------|--|---------------------------------------|
| 52 | Millman | D | 124,831 | -1.33% | 121,209 | 5,301 | -4.19% | 3,622 |
| 53 | Lopez V | D | 128,055 | 1.22% | 121,210 | 5,300 | -4.19% | 6,845 |
| 54 | Towns | D | 127,728 | 0.96% | 121,211 | 5,299 | -4.19% | 6,517 |
| 55 | Boyland | D | 124,991 | -1.20% | 121,211 | 5,299 | -4.19% | 3,780 |
| 56 | Robinson | D | 123,795 | -2.15% | 121,214 | 5,296 | -4.19% | 2,581 |
| 57 | Jeffries | D | 120,027 | -5.12% | 121,209 | 5,301 | -4.19% | -1,182 |
| 58 | Perry | D | 113,909 | -9.96% | 121,202 | 5,308 | -4.20% | -7,293 |
| 59 | Maisel | D | 123,974 | -2.00% | 121,203 | 5,307 | -4.19% | 2,771 |
| 60 | Malliotakis | R | 126,132 | -0.30% | 121,210 | 5,300 | -4.19% | 4,922 |
| 61 | Titone | D | 130,360 | 3.04% | 121,214 | 5,296 | -4.19% | 9,146 |
| 62 | Tobacco | R | 127,763 | 0.99% | 121,213 | 5,297 | -4.19% | 6,550 |
| 63 | Cusick | D | 125,373 | -0.90% | 121,214 | 5,296 | -4.19% | 4,159 |
| 64 | Silver | D | 136,671 | 8.03% | 128,095 | -1,585 | 1.25% | 8,576 |
| 65 | Kellner | D | 132,385 | 4.64% | 128,115 | -1,605 | 1.27% | 4,270 |
| 66 | Glick | D | 140,310 | 10.91% | 128,091 | -1,581 | 1.25% | 12,219 |
| 67 | Rosenthal | D | 134,810 | 6.56% | 128,116 | -1,606 | 1.27% | 6,694 |
| 68 | Rodriguez | D | 129,298 | 2.20% | 128,080 | -1,570 | 1.24% | 1,218 |
| 69 | O'Donnell | D | 127,919 | 1.11% | 128,053 | -1,543 | 1.22% | -134 |
| 70 | Wright | D | 131,796 | 4.18% | 128,074 | -1,564 | 1.24% | 3,722 |
| 71 | Farrell | D | 122,886 | -2.86% | 128,114 | -1,604 | 1.27% | -5,228 |
| 72 | Linares | D | 117,394 | -7.21% | 128,128 | -1,618 | 1.28% | -10,734 |
| 73 | Bing | D | 129,766 | 2.57% | 128,116 | -1,606 | 1.27% | 1,650 |
| 74 | Kavanagh | D | 133,261 | 5.34% | 128,094 | -1,584 | 1.25% | 5,167 |
| 75 | Gottfried | D | 149,377 | 18.08% | 128,119 | -1,609 | 1.27% | 21,258 |
| 76 | Rivera P | D | 125,532 | -0.77% | 121,151 | 5,359 | -4.24% | 4,381 |
| 77 | Gibson | D | 126,463 | -0.04% | 121,157 | 5,353 | -4.23% | 5,306 |
| 78 | Rivera J | D | 121,803 | -3.72% | (lowest) 121,111 | 5,399 | -4.27% | 692 |
| 79 | Stevenson | D | 139,940 | 10.62% | 121,160 | 5,350 | -4.23% | 18,780 |

| Assembly District | Assemblymember Elected in 2010 | Party | 2010 Population | Percentage Deviation in 2010 from 2002 Average District Size | 2000 Population | 2002 Population Deviation | Percentage Deviation in 2002 from 2000 Average District Size | Shift in Population from 2000 to 2010 |
|-------------------|--------------------------------|-------|-----------------|--|-----------------|---------------------------|--|---------------------------------------|
| 80 | Rivera N | D | 124,298 | -1.75% | 121,153 | 5,357 | -4.23% | 3,145 |
| 81 | Dinowitz | D | 119,471 | -5.56% | 121,130 | 5,380 | -4.25% | -1,659 |
| 82 | Benedetto | D | 125,736 | -0.61% | 121,147 | 5,363 | -4.24% | 4,589 |
| 83 | Heastie | D | 124,748 | -1.39% | 121,151 | 5,359 | -4.24% | 3,597 |
| 84 | Arroyo | D | 130,899 | 3.47% | 121,158 | 5,352 | -4.23% | 9,741 |
| 85 | Crespo | D | 125,392 | -0.88% | 121,157 | 5,353 | -4.23% | 4,235 |
| 86 | Castro | D | 120,826 | -4.49% | 121,175 | 5,335 | -4.22% | -349 |
| 87 | Pretlow | D | 132,139 | 4.45% | 131,484 | -4,974 | 3.93% | 655 |
| 88 | Paulin | D | 131,096 | 3.63% | 123,909 | 2,601 | -2.06% | 7,187 |
| 89 | Castelli | R | 129,296 | 2.20% | 123,910 | 2,600 | -2.05% | 5,386 |
| 90 | Galef | D | 137,827 | 8.95% | 131,559 | -5,049 | 3.99% | 6,268 |
| 91 | Latimer | D | 128,861 | 1.86% | 123,909 | 2,601 | -2.06% | 4,952 |
| 92 | Abinanti | D | 133,416 | 5.46% | 131,485 | -4,975 | 3.93% | 1,931 |
| 93 | Spano | D | 129,837 | 2.63% | 131,483 | -4,973 | 3.93% | -1,646 |
| 94 | Zebrowski | D | 135,492 | 7.10% | 128,971 | -2,461 | 1.95% | 6,521 |
| 95 | Jaffee | D | 145,915 | 15.34% | 128,970 | -2,460 | 1.94% | 16,945 |
| 96 | Calhoun | R | 138,725 | 9.66% | 129,618 | -3,108 | 2.46% | 9,107 |
| 97 | Rabbitt | R | 144,514 | 14.23% | 128,970 | -2,460 | 1.94% | 15,544 |
| 98 | Gunther | D | 138,734 | 9.66% | 129,730 | -3,220 | 2.55% | 9,004 |
| 99 | Katz | R | 134,814 | 6.56% | 128,986 | -2,476 | 1.96% | 5,828 |
| 100 | Kirwan | R | 140,947 | 11.41% | 129,732 | -3,222 | 2.55% | 11,215 |
| 101 | Cahill | D | 128,454 | 1.54% | 127,675 | -1,165 | 0.92% | 779 |
| 102 | Miller J | R | 134,109 | 6.01% | 129,098 | -2,588 | 2.05% | 5,011 |
| 103 | Molinaro | R | 134,686 | 6.46% | 128,212 | -1,702 | 1.35% | 6,474 |
| 104 | McEneny | D | 132,644 | 4.85% | 128,373 | -1,863 | 1.47% | 4,271 |
| 105 | Amedore | R | 137,005 | 8.30% | 131,592 | -5,082 | 4.02% | 5,413 |
| 106 | Canestrari | D | 134,254 | 6.12% | 128,373 | -1,863 | 1.47% | 5,881 |
| 107 | Crouch | R | 125,994 | -0.41% | 126,984 | -474 | 0.37% | -990 |

| Assembly District | Assemblymember Elected in 2010 | Party | 2010 Population | Percentage Deviation in 2010 from 2002 Average District Size | 2000 Population | 2002 Population Deviation | Percentage Deviation in 2002 from 2000 Average District Size | Shift in Population from 2000 to 2010 |
|-------------------|--------------------------------|-------|-----------------|--|-----------------|---------------------------|--|---------------------------------------|
| 108 | McLaughlin | R | 131,716 | 4.12% | 128,375 | -1,865 | 1.47% | 3,341 |
| 109 | Reilly | D | 139,831 | 10.53% | 130,727 | -4,217 | 3.33% | 9,104 |
| 110 | Tedisco | R | 138,331 | 9.34% | 131,594 | -5,084 | 4.02% | 6,737 |
| 111 | Magee | D | 132,613 | 4.82% | 127,962 | -1,452 | 1.15% | 4,651 |
| 112 | Jordan | R | 139,495 | 10.26% | 129,570 | -3,060 | 2.42% | 9,925 |
| 113 | Sayward | R | 135,737 | 7.29% | 132,139 | -5,629 | 4.45% | 3,598 |
| 114 | Duprey | R | 135,275 | 6.93% | 132,349 | -5,839 | 4.62% | 2,926 |
| 115 | Tenney | R | 127,225 | 0.57% | 127,626 | -1,116 | 0.88% | -401 |
| 116 | Destito | D | 127,428 | 0.73% | 127,574 | -1,064 | 0.84% | -146 |
| 117 | Butler | R | 128,680 | 1.72% | 128,121 | -1,611 | 1.27% | 559 |
| 118 | Russell | D | 129,137 | 2.08% | 128,234 | -1,724 | 1.36% | 903 |
| 119 | Roberts | D | 127,496 | 0.78% | 128,805 | -2,295 | 1.81% | -1,309 |
| 120 | Magnarelli | D | 131,094 | 3.62% | 128,805 | -2,295 | 1.81% | 2,289 |
| 121 | Miller D | R | 134,240 | 6.11% | 129,651 | -3,141 | 2.48% | 4,589 |
| 122 | Blankenbush | R | 131,778 | 4.16% | 128,001 | -1,491 | 1.18% | 3,777 |
| 123 | Finch | R | 124,261 | -1.78% | 125,924 | 586 | -0.46% | -1,663 |
| 124 | Barclay | R | 130,736 | 3.34% | 128,431 | -1,921 | 1.52% | 2,305 |
| 125 | Lifton | D | 131,678 | 4.09% | 125,447 | 1,063 | -0.84% | 6,231 |
| 126 | Lupardo | D | 131,765 | 4.15% | 130,213 | -3,703 | 2.93% | 1,552 |
| 127 | Lopez P | R | 129,764 | 2.57% | 128,004 | -1,494 | 1.18% | 1,760 |
| 128 | Oaks | R | 126,373 | -0.11% | 127,260 | -750 | 0.59% | -887 |
| 129 | Kolb | R | 130,747 | 3.35% | 126,644 | -134 | 0.11% | 4,103 |
| 130 | Hanna | R | 139,115 | 9.96% | 126,482 | 28 | -0.02% | 12,633 |
| 131 | Bronson | D | 126,203 | -0.24% | 126,274 | 236 | -0.19% | -71 |
| 132 | Morelle | D | 125,431 | -0.85% | 126,271 | 239 | -0.19% | -840 |
| 133 | Gantt | D | 118,100 | -6.65% | 126,272 | 238 | -0.19% | -8,172 |
| 134 | Reilich | R | 130,126 | 2.86% | 126,349 | 161 | -0.13% | 3,777 |
| 135 | Johns | R | 131,932 | 4.29% | 125,311 | 1,199 | -0.95% | 6,621 |

| Assembly District | Assemblymember Elected in 2010 | Party | 2010 Population | Percentage Deviation in 2010 from 2002 Average District Size | 2000 Population | 2002 Population Deviation | Percentage Deviation in 2002 from 2000 Average District Size | Shift in Population from 2000 to 2010 |
|-------------------------------|--------------------------------|-------|-------------------------|--|--------------------------|---------------------------|--|---------------------------------------|
| 136 | Palmesano | R | 124,338 | -1.72% | 123,347 | 3,163 | -2.50% | 991 |
| 137 | Friend | R | 123,427 | -2.44% | 126,784 | -274 | 0.22% | -3,357 |
| 138 | Ceretto | R | 126,488 | -0.02% | 128,027 | -1,517 | 1.20% | -1,539 |
| 139 | Hawley | R | 127,086 | 0.46% | 127,916 | -1,406 | 1.11% | -830 |
| 140 | Schimminger | D | 117,899 | -6.81% | 125,058 | 1,452 | -1.15% | -7,159 |
| 141 | Peoples | D | (lowest) 109,926 | -13.11% | 131,863 | -5,353 | 4.23% | -21,937 |
| 142 | Corwin | R | 132,951 | 5.09% | 128,618 | -2,108 | 1.67% | 4,333 |
| 143 | Gabryszak | D | 129,830 | 2.62% | (highest) 133,038 | -6,528 | 5.16% | -3,208 |
| 144 | Hoyt | D | 128,607 | 1.66% | 131,862 | -5,352 | 4.23% | -3,255 |
| 145 | Schroeder | D | 127,442 | 0.74% | 131,861 | -5,351 | 4.23% | -4,419 |
| 146 | Smardz | R | 128,575 | 1.63% | 131,864 | -5,354 | 4.23% | -3,289 |
| 147 | Burling | R | 124,739 | -1.40% | 125,572 | 938 | -0.74% | -833 |
| 148 | Hayes | R | 131,129 | 3.65% | 125,055 | 1,455 | -1.15% | 6,074 |
| 149 | Giglio | R | 121,064 | -4.30% | 125,994 | 516 | -0.41% | -4,930 |
| 150 | Goodell | R | 121,520 | -3.94% | 125,969 | 541 | -0.43% | -4,449 |
| Average District Size: | | | | | 126,510 | | | |

| Senate District | Senator Elected in 2010 | Party | 2010 Population | Percentage Deviation in 2010 from 2002 Average District Size | 2000 Population | 2002 Population Deviation | Percentage Deviation in 2002 from 2000 Average District Size | Shift in Population from 2000 to 2010 |
|-----------------|-------------------------|-------|-----------------|--|-----------------|---------------------------|--|---------------------------------------|
| 1 | LaValle | R | 341,254 | 11.41% | 305,989 | 326 | -0.11% | 35,265 |
| 2 | Flanagan | R | 314,159 | 2.56% | 305,990 | 325 | -0.11% | 8,169 |
| 3 | Zeldin | R | 322,962 | 5.43% | 305,989 | 326 | -0.11% | 16,973 |
| 4 | Johnson | R | 309,135 | 0.92% | 305,991 | 324 | -0.11% | 3,144 |
| 5 | Marcellino | R | 316,844 | 3.44% | 305,990 | 325 | -0.11% | 10,854 |
| 6 | Hannon | R | 307,789 | 0.48% | 305,993 | 322 | -0.11% | 1,796 |
| 7 | Martins | R | 311,141 | 1.58% | 305,991 | 324 | -0.11% | 5,150 |
| 8 | Fuschillo | R | 305,226 | -0.36% | 305,990 | 325 | -0.11% | -764 |
| 9 | Skelos | R | 304,372 | -0.63% | 305,990 | 325 | -0.11% | -1,618 |
| 10 | Huntley | D | 314,840 | 2.78% | 318,481 | -12,166 | 3.97% | -3,641 |
| 11 | Avella | D | 320,102 | 4.50% | 318,482 | -12,167 | 3.97% | 1,620 |
| 12 | Gianaris | D | 302,224 | -1.34% | 318,484 | -12,169 | 3.97% | -16,260 |
| 13 | Peralta | D | 324,533 | 5.95% | 318,484 | -12,169 | 3.97% | 6,049 |
| 14 | Smith | D | 323,939 | 5.75% | 318,481 | -12,166 | 3.97% | 5,458 |
| 15 | Addabbo | D | 322,621 | 5.32% | 318,484 | -12,169 | 3.97% | 4,137 |
| 16 | Stavisky | D | 322,463 | 5.27% | 318,483 | -12,168 | 3.97% | 3,980 |
| 17 | Dilan | D | 341,278 | 11.41% | 311,260 | -4,945 | 1.61% | 30,018 |
| 18 | Montgomery | D | 316,903 | 3.46% | 311,260 | -4,945 | 1.61% | 5,643 |
| 19 | Sampson | D | 315,070 | 2.86% | 311,258 | -4,943 | 1.61% | 3,812 |
| 20 | Adams | D | 302,990 | -1.09% | 311,259 | -4,944 | 1.61% | -8,269 |
| 21 | Parker | D | 298,327 | -2.61% | 311,259 | -4,944 | 1.61% | -12,932 |
| 22 | Golden | R | 321,754 | 5.04% | 311,260 | -4,945 | 1.61% | 10,494 |
| 23 | Savino | D | 332,657 | 8.60% | 311,259 | -4,944 | 1.61% | 21,398 |
| 24 | Lanza | R | 320,917 | 4.77% | 311,258 | -4,943 | 1.61% | 9,659 |
| 25 | Squadron | D | 335,683 | 9.59% | 311,258 | -4,943 | 1.61% | 24,425 |
| 26 | Krueger | D | 325,280 | 6.19% | 311,260 | -4,945 | 1.61% | 14,020 |
| 27 | Kruger | D | 313,038 | 2.19% | 311,259 | -4,944 | 1.61% | 1,779 |
| 28 | Serrano | D | 321,361 | 4.91% | 311,261 | -4,946 | 1.61% | 10,100 |

| Senate District | Senator Elected in 2010 | Party | 2010 Population | Percentage Deviation in 2010 from 2002 Average District Size | 2000 Population | 2002 Population Deviation | Percentage Deviation in 2002 from 2000 Average District Size | Shift in Population from 2000 to 2010 |
|-----------------|-------------------------|-------|--------------------------|--|--------------------------|---------------------------|--|---------------------------------------|
| 29 | Duane | D | 333,345 | 8.82% | 311,260 | -4,945 | 1.61% | 22,085 |
| 30 | Perkins | D | 318,569 | 4.00% | 311,263 | -4,948 | 1.62% | 7,306 |
| 31 | Espaillet | D | 292,157 | -4.62% | 311,257 | -4,942 | 1.61% | -19,100 |
| 32 | Diaz | D | 333,737 | 8.95% | 311,260 | -4,945 | 1.61% | 22,477 |
| 33 | Rivera G | D | 314,246 | 2.59% | 311,258 | -4,943 | 1.61% | 2,988 |
| 34 | Klein | D | 315,408 | 2.97% | 311,260 | -4,945 | 1.61% | 4,148 |
| 35 | Cousins | D | 313,382 | 2.31% | 311,259 | -4,944 | 1.61% | 2,123 |
| 36 | Hassell-Thompson | D | 328,256 | 7.16% | 311,259 | -4,944 | 1.61% | 16,997 |
| 37 | Oppenheimer | D | 326,645 | 6.64% | 311,260 | -4,945 | 1.61% | 15,385 |
| 38 | Carlucci | D | (highest) 347,376 | 13.40% | (highest) 320,851 | -14,536 | 4.75% | 26,525 |
| 39 | Larkin | R | 332,117 | 8.42% | (highest) 320,851 | -14,536 | 4.75% | 11,266 |
| 40 | Ball | R | 316,324 | 3.27% | 303,372 | 2,943 | -0.96% | 12,952 |
| 41 | Saland | R | 316,491 | 3.32% | 301,528 | 4,787 | -1.56% | 14,963 |
| 42 | Bonacic | R | 313,027 | 2.19% | 301,290 | 5,025 | -1.64% | 11,737 |
| 43 | McDonald | R | 322,103 | 5.15% | 302,261 | 4,054 | -1.32% | 19,842 |
| 44 | Farley | R | 317,410 | 3.62% | 302,248 | 4,067 | -1.33% | 15,162 |
| 45 | Little | R | 306,856 | 0.18% | 299,603 | 6,712 | -2.19% | 7,253 |
| 46 | Breslin | D | 304,204 | -0.69% | 294,565 | 11,750 | -3.84% | 9,639 |
| 47 | Griffo | R | 292,134 | -4.63% | 291,303 | 15,012 | -4.90% | 831 |
| 48 | Ritchie | R | 294,748 | -3.78% | (lowest) 290,925 | 15,390 | -5.02% | 3,823 |
| 49 | Valesky | D | 296,854 | -3.09% | 291,303 | 15,012 | -4.90% | 5,551 |
| 50 | DeFrancisco | R | 296,761 | -3.12% | 291,303 | 15,012 | -4.90% | 5,458 |
| 51 | Seward | R | 296,420 | -3.23% | 291,482 | 14,833 | -4.84% | 4,938 |
| 52 | Libous | R | 290,862 | -5.04% | 291,961 | 14,354 | -4.69% | -1,099 |
| 53 | O'Mara | R | 295,046 | -3.68% | 294,378 | 11,937 | -3.90% | 668 |
| 54 | Nozzolio | R | 302,881 | -1.12% | 291,303 | 15,012 | -4.90% | 11,578 |
| 55 | Alesi | R | 309,516 | 1.04% | 301,947 | 4,368 | -1.43% | 7,569 |
| 56 | Robach | R | 297,343 | -2.93% | 301,947 | 4,368 | -1.43% | -4,604 |

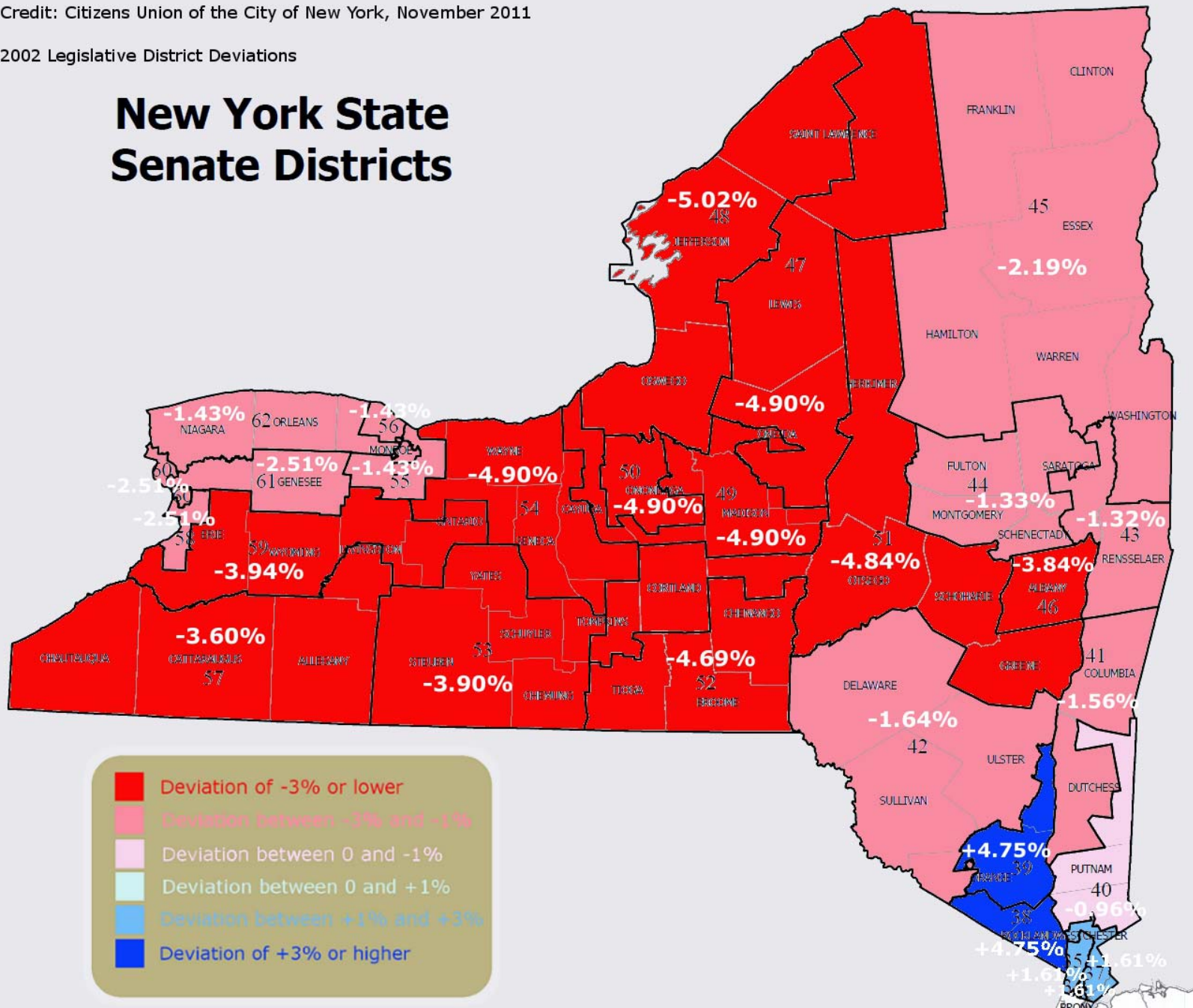
| Senate District | Senator Elected in 2010 | Party | 2010 Population | Percentage Deviation in 2010 from 2002 Average District Size | 2000 Population | 2002 Population Deviation | Percentage Deviation in 2002 from 2000 Average District Size | Shift in Population from 2000 to 2010 |
|-------------------------------|-------------------------|-------|-------------------------|--|-----------------|---------------------------|--|---------------------------------------|
| 57 | Young | R | 285,036 | -6.95% | 295,288 | 11,027 | -3.60% | -10,252 |
| 58 | Kennedy | D | 283,477 | -7.46% | 298,637 | 7,678 | -2.51% | -15,160 |
| 59 | Gallivan | R | 297,961 | -2.73% | 294,256 | 12,059 | -3.94% | 3,705 |
| 60 | Grisanti | R | (Lowest) 270,736 | -11.62% | 298,636 | 7,679 | -2.51% | -27,900 |
| 61 | Ranzenhofer | R | 303,809 | -0.82% | 298,635 | 7,680 | -2.51% | 5,174 |
| 62 | Maziarz | R | 304,003 | -0.75% | 301,947 | 4,368 | -1.43% | 2,056 |
| Average District Size: | | | | | 306,315 | | | |

Appendix 4 - Maps of District Deviations, 2002 Redistricting

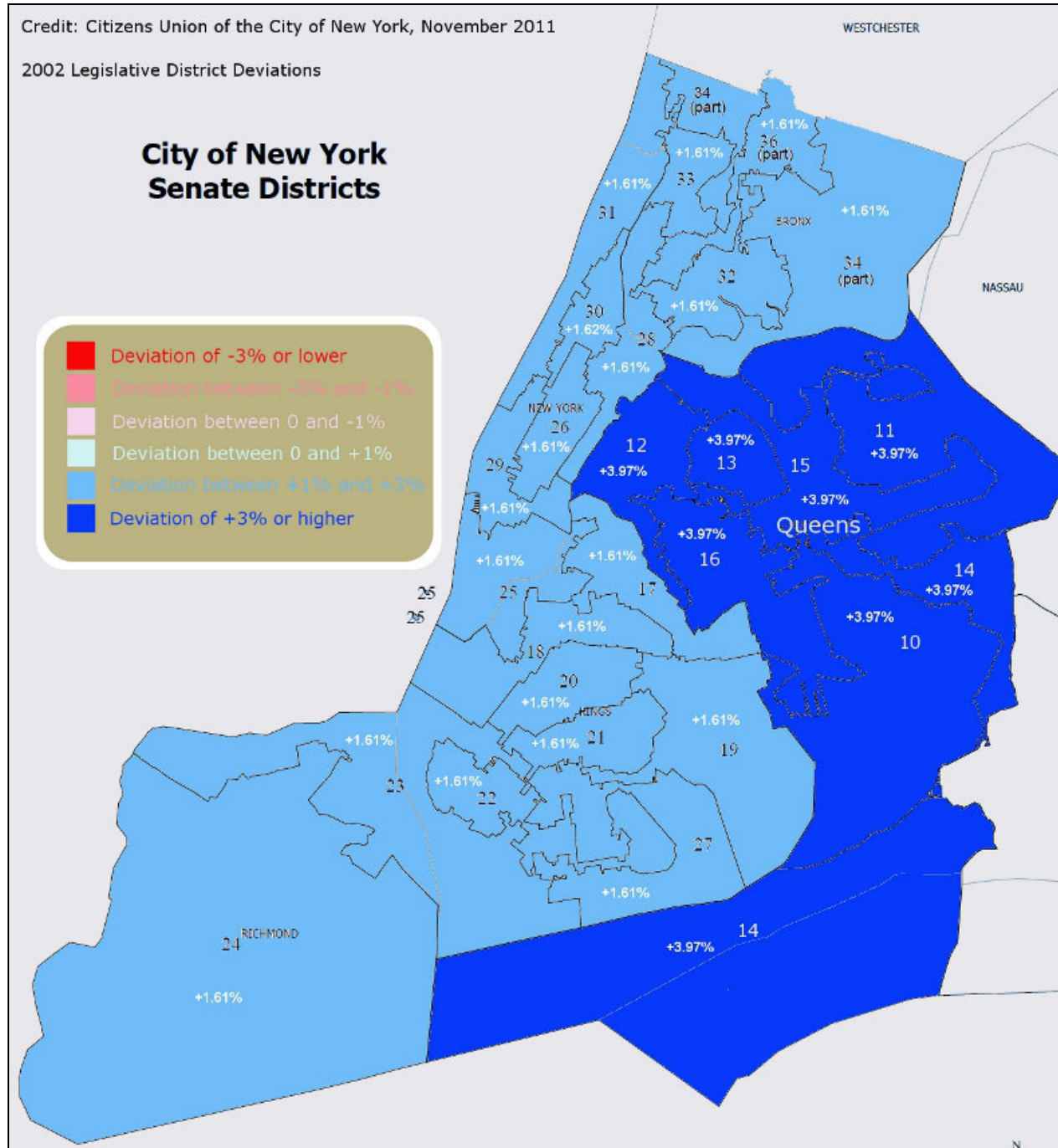
Credit: Citizens Union of the City of New York, November 2011

2002 Legislative District Deviations

New York State Senate Districts



Maps of District Deviations, 2002 Redistricting

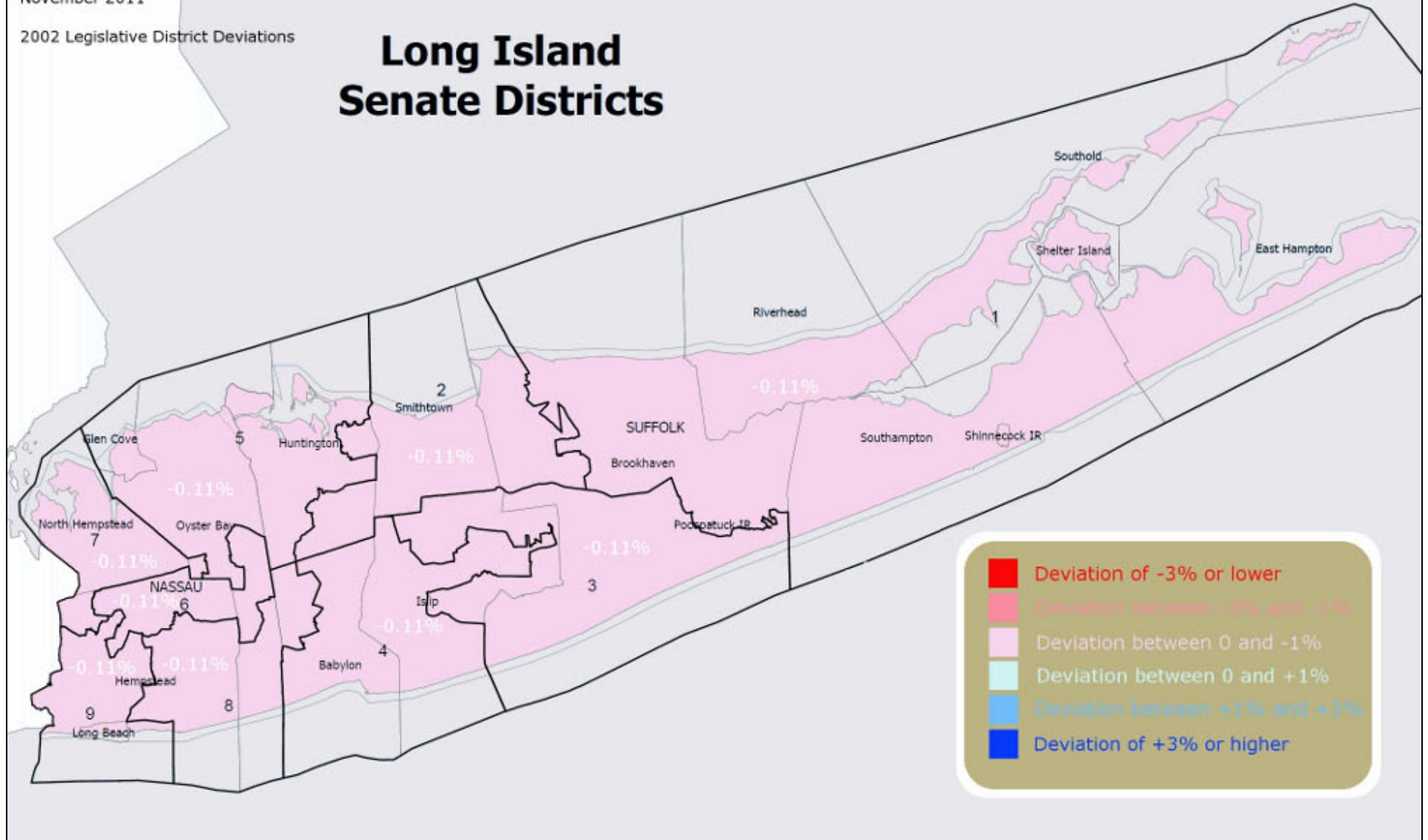


Maps of District Deviations, 2002 Redistricting

Credit: Citizens Union of the City of New York,
November 2011

2002 Legislative District Deviations

Long Island Senate Districts

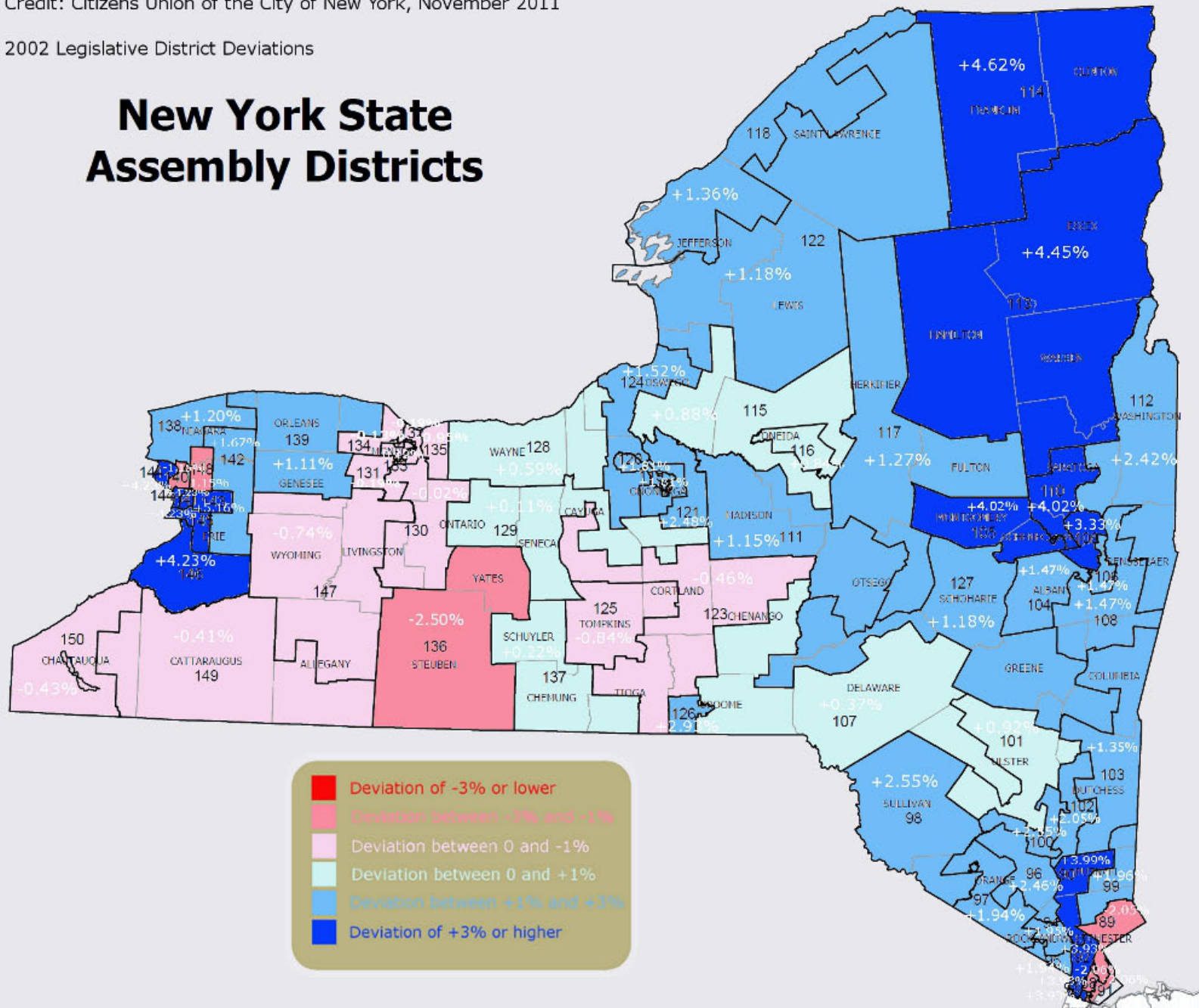


Maps of District Deviations, 2002 Redistricting

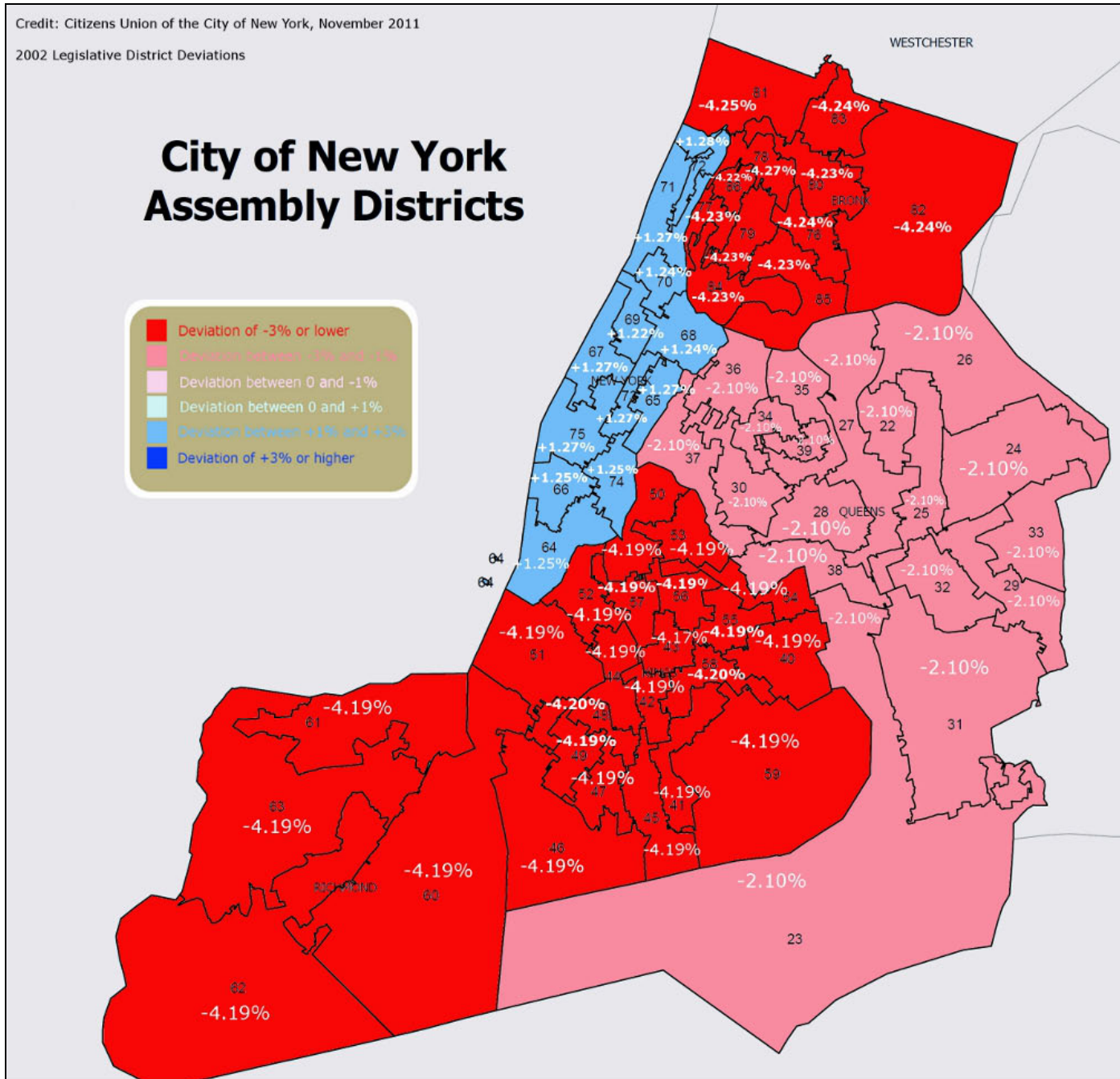
Credit: Citizens Union of the City of New York, November 2011

2002 Legislative District Deviations

New York State Assembly Districts



Maps of District Deviations, 2002 Redistricting



Appendix 5

County Lines Crossed by State Senate and Assembly Districts – 2002 Redistricting Cycle

| COUNTY LINES CROSSED BY NEW YORK STATE SENATE DISTRICTS – 2002 | | | | | |
|--|--------------------------|-----------------------------------|--------------------------------------|---|--|
| District Number | Current Elected Official | Names of All Counties In District | Total Number of Counties in District | Crossing the same county lines as another district? | Counties Crossed That Are Also Crossed by Another District |
| 1 | LaValle | Suffolk | 1 | No | |
| 2 | Flanagan | Suffolk | 1 | No | |
| 3 | Zeldin | Suffolk | 1 | No | |
| 4 | Johnson | Suffolk | 1 | No | |
| 5 | Marcellino | Nassau, Suffolk | 2 | Yes | Nassau, Suffolk |
| 6 | Hannon | Nassau | 1 | No | |
| 7 | Martins | Nassau | 1 | No | |
| 8 | Fuschillo | Nassau, Suffolk | 2 | Yes | Nassau, Suffolk |
| 9 | Skelos | Nassau | 1 | No | |
| 10 | Huntley | Queens | 1 | No | |
| 11 | Avella | Queens | 1 | No | |
| 12 | Gianaris | Queens | 1 | No | |
| 13 | Peralta | Queens | 1 | No | |
| 14 | Smith | Queens | 1 | No | |
| 15 | Addabbo | Queens | 1 | No | |
| 16 | Stavisky | Queens | 1 | No | |
| 17 | Dilan | Queens | 1 | No | |
| 18 | Montgomery | Kings | 1 | No | |
| 19 | Sampson | Kings | 1 | No | |
| 20 | Adams | Kings | 1 | No | |
| 21 | Parker | Kings | 1 | No | |
| 22 | Golden | Kings | 1 | No | |
| 23 | Savino | Kings | 1 | No | |
| 24 | Lanza | Richmond | 1 | No | |

COUNTY LINES CROSSED BY NEW YORK STATE SENATE DISTRICTS – 2002

| District Number | Current Elected Official | Names of All Counties In District | Total Number of Counties in District | Crossing the same county lines as another district? | Counties Crossed That Are Also Crossed by Another District |
|------------------------|---------------------------------|---|---|--|---|
| 25 | Squadron | New York | 1 | No | |
| 26 | Krueger | New York | 1 | No | |
| 27 | Kruger | Kings | 1 | No | |
| 28 | Serrano | Bronx, New York | 2 | Yes | Bronx, New York |
| 29 | Duane | New York | 1 | No | |
| 30 | Perkins | New York | 1 | No | |
| 31 | Espaillet | Bronx, New York | 2 | Yes | Bronx, New York |
| 32 | Diaz | Bronx | 1 | No | |
| 33 | Rivera | Bronx | 1 | No | |
| 34 | Klein | Bronx, Westchester | 2 | Yes | Bronx, Westchester |
| 35 | Stewart-Cousins | Westchester | 1 | No | |
| 36 | Hassell-Thompson | Bronx, Westchester | 2 | Yes | Bronx, Westchester |
| 37 | Oppenheimer | Westchester | 1 | No | |
| 38 | Carlucci | Rockland | 1 | No | |
| 39 | Larkin | Orange, Ulster | 2 | No | |
| 40 | Ball | Putnam, Westchester | 2 | No | |
| 41 | Saland | Columbia, Dutchess | 2 | No | |
| 42 | Bonacic | Delaware, Sullivan, Ulster | 3 | No | |
| 43 | McDonald | Rensselaer, Saratoga, Warren | 3 | No | |
| 44 | Farley | Fulton, Montgomery, Saratoga, Schenectady | 4 | No | |
| 45 | Little | Clinton, Essex, Franklin, Hamilton, Warren, Washington | 6 | No | |
| 46 | Breslin | Albany | 1 | No | |
| 47 | Griffo | Lewis, Oneida, St. Lawrence | 3 | No | |
| 48 | Ritchie | Jefferson, Oswego, St. Lawrence | 3 | No | |
| 49 | Valesky | Madison, Oneida, Onondaga | 3 | No | |
| 50 | DeFrancisco | Onondaga | 1 | No | |
| 51 | Seward | Chenango, Cortland, Greene, Herkimer, Otsego, Schoharie, Tompkins | 7 | No | |

COUNTY LINES CROSSED BY NEW YORK STATE SENATE DISTRICTS – 2002

| District Number | Current Elected Official | Names of All Counties In District | Total Number of Counties in District | Crossing the same county lines as another district? | Counties Crossed That Are Also Crossed by Another District |
|------------------------|---------------------------------|---|---|--|---|
| 52 | Libous | Broome, Chenango, Tioga | 3 | No | |
| 53 | O'Mara | Chemung, Schuyler, Steuben, Tompkins, Yates | 5 | No | |
| 54 | Nozzolio | Cayuga, Ontario, Seneca, Tompkins, Wayne | 5 | No | |
| 55 | Alesi | Monroe | 1 | No | |
| 56 | Robach | Monroe | 1 | No | |
| 57 | Young | Allegany, Cattaraugus, Chautauqua, Livingston | 4 | No | |
| 58 | Kennedy | Erie | 1 | No | |
| 59 | Gallivan | Livingston, Ontario, Wyoming | 3 | No | |
| 60 | Grisanti | Niagara | 1 | No | |
| 61 | Ranzenhofer | Genesee, Niagara | 2 | No | |
| 62 | Maziarz | Monroe, Niagara, Orleans | 3 | No | |

Total Number of Senate Districts Crossing the Same Two County Lines as Another Senate District: 6

| COUNTY LINES CROSSED BY NEW YORK STATE ASSEMBLY DISTRICTS – 2002 | | | | | |
|---|-------------------------|---|---|--|---|
| District Number | Elected Official | Name of All Counties In District | Total Number of Counties in District | Crossing the same county lines as another district? | Counties Crossed That Are Also Crossed by Another District |
| 1 | Losquadro | Suffolk | 1 | No | |
| 2 | Thiele | Suffolk | 1 | No | |
| 3 | Murray | Suffolk | 1 | No | |
| 4 | Englebright | Suffolk | 1 | No | |
| 5 | Graf | Suffolk | 1 | No | |
| 6 | Ramos | Suffolk | 1 | No | |
| 7 | Fitzpatrick | Suffolk | 1 | No | |
| 8 | Boyle | Suffolk | 1 | No | |
| 9 | Raia | Suffolk | 1 | No | |
| 10 | Conte | Suffolk, Nassau | 2 | No | |
| 11 | Sweeney | Suffolk | 1 | No | |
| 12 | Saladino | Nassau | 1 | No | |
| 13 | Lavine | Nassau | 1 | No | |
| 14 | Curran | Nassau | 1 | No | |
| 15 | Montesano | Nassau | 1 | No | |
| 16 | Schimmel | Nassau | 1 | No | |
| 17 | McKevitt | Nassau | 1 | No | |
| 18 | Hooper | Nassau | 1 | No | |
| 19 | McDonough | Nassau | 1 | No | |
| 20 | Weisenberg | Nassau | 1 | No | |
| 21 | Ra | Nassau | 1 | No | |
| 22 | Meng | Nassau, Queens | 2 | No | |
| 23 | Goldfeder | Queens | 1 | No | |
| 24 | Weprin | Queens | 1 | No | |
| 25 | Lancman | Queens | 1 | No | |
| 26 | Braunstein | Queens | 1 | No | |
| 27 | Simanowitz | Queens | 1 | No | |
| 28 | Hevesi | Queens | 1 | No | |

COUNTY LINES CROSSED BY NEW YORK STATE ASSEMBLY DISTRICTS – 2002

| District Number | Elected Official | Name of All Counties In District | Total Number of Counties in District | Crossing the same county lines as another district? | Counties Crossed That Are Also Crossed by Another District |
|------------------------|-------------------------|---|---|--|---|
| 29 | Scarborough | Queens | 1 | No | |
| 30 | Markey | Queens | 1 | No | |
| 31 | Titus | Queens | 1 | No | |
| 32 | Cook | Queens | 1 | No | |
| 33 | Clark | Queens | 1 | No | |
| 34 | DenDekker | Queens | 1 | No | |
| 35 | Aubry | Queens | 1 | No | |
| 36 | Simotas | Queens | 1 | No | |
| 37 | Nolan | Queens | 1 | No | |
| 38 | Miller | Queens | 1 | No | |
| 39 | Moya | Queens | 1 | No | |
| 40 | Barron | Queens | 1 | No | |
| 41 | Weinstein | Kings | 1 | No | |
| 42 | Jacobs | Kings | 1 | No | |
| 43 | Camara | Kings | 1 | No | |
| 44 | Brennan | Kings | 1 | No | |
| 45 | Cymbrowitz | Kings | 1 | No | |
| 46 | Brook-Krasny | Kings | 1 | No | |
| 47 | Colton | Kings | 1 | No | |
| 48 | Hikind | Kings | 1 | No | |
| 49 | Abbate | Kings | 1 | No | |
| 50 | Lentol | Kings | 1 | No | |
| 51 | Ortiz | Kings | 1 | No | |
| 52 | Millman | Kings | 1 | No | |
| 53 | Lopez | Kings | 1 | No | |
| 54 | Espinal | Kings | 1 | No | |
| 55 | Boyland | Kings | 1 | No | |
| 56 | Robinson | Kings | 1 | No | |
| 57 | Jeffries | Kings | 1 | No | |

| COUNTY LINES CROSSED BY NEW YORK STATE ASSEMBLY DISTRICTS – 2002 | | | | | |
|---|-------------------------|---|---|--|---|
| District Number | Elected Official | Name of All Counties In District | Total Number of Counties in District | Crossing the same county lines as another district? | Counties Crossed That Are Also Crossed by Another District |
| 58 | Perry | Kings | 1 | No | |
| 59 | Maisel | Kings | 1 | No | |
| 60 | Malliotakis | Richmond | 1 | No | |
| 61 | Titone | Richmond | 1 | No | |
| 62 | Tobacco | Richmond | 1 | No | |
| 63 | Cusick | Richmond | 1 | No | |
| 64 | Silver | New York, Richmond | 2 | No | |
| 65 | Kellner | New York | 1 | No | |
| 66 | Glick | New York | 1 | No | |
| 67 | Rosenthal | New York | 1 | No | |
| 68 | Rodriguez | New York | 1 | No | |
| 69 | O'Donnell | New York | 1 | No | |
| 70 | Wright | New York | 1 | No | |
| 71 | Farrell | New York | 1 | No | |
| 72 | Linares | Bronx, New York | 2 | No | |
| 73 | Quart | New York | 1 | No | |
| 74 | Kavanagh | New York | 1 | No | |
| 75 | Gottfried | New York | 1 | No | |
| 76 | Rivera | Bronx | 1 | No | |
| 77 | Gibson | Bronx | 1 | No | |
| 78 | Rivera | Bronx | 1 | No | |
| 79 | Stevenson | Bronx | 1 | No | |
| 80 | Rivera | Bronx | 1 | No | |
| 81 | Dinowitz | Bronx | 1 | No | |
| 82 | Benedetto | Bronx | 1 | No | |
| 83 | Heastie | Bronx | 1 | No | |
| 84 | Arroyo | Bronx | 1 | No | |
| 85 | Crespo | Bronx | 1 | No | |
| 86 | Castro | Bronx | 1 | No | |

COUNTY LINES CROSSED BY NEW YORK STATE ASSEMBLY DISTRICTS – 2002

| District Number | Elected Official | Name of All Counties In District | Total Number of Counties in District | Crossing the same county lines as another district? | Counties Crossed That Are Also Crossed by Another District |
|-----------------|------------------|--------------------------------------|--------------------------------------|---|--|
| 87 | Pretlow | Westchester | 1 | No | |
| 88 | Paulin | Westchester | 1 | No | |
| 89 | Castelli | Westchester | 1 | No | |
| 90 | Galef | Putnam, Westchester | 2 | Yes | Putnam, Westchester |
| 91 | Latimer | Westchester | 1 | No | |
| 92 | Abinanti | Westchester | 1 | No | |
| 93 | Spano | Westchester | 1 | No | |
| 94 | Zebrowski | Rockland | 1 | No | |
| 95 | Jaffee | Rockland | 1 | No | |
| 96 | Calhoun | Rockland, Orange | 2 | Yes | Rockland, Orange |
| 97 | Rabbitt | Rockland, Orange | 2 | Yes | Rockland, Orange |
| 98 | Gunther | Sullivan, Orange | 2 | No | |
| 99 | Katz | Putnam, Westchester, Dutchess | 3 | Yes | Putnam, Westchester |
| 100 | Kirwan | Dutchess, Orange, Ulster | 3 | Yes | Dutchess, Ulster |
| 101 | Cahill | Dutchess, Orange, Ulster | 3 | Yes | Dutchess, Ulster |
| 102 | Miller | Dutchess | 1 | No | |
| 103 | Molinaro | Columbia, Dutchess | 2 | No | |
| 104 | McEneny | Albany | 1 | No | |
| 105 | Amedore | Montgomery, Schenectady | 2 | No | |
| 106 | Canestrari | Albany, Rensselaer, Saratoga | 3 | Yes (twice) | Albany, Rensselaer; Rensselaer, |
| 107 | Crouch | Broome, Chenango, Delaware, Ulster | 4 | Yes (twice) | Broome, Chenango; Chenango, Delaware* |
| 108 | McLaughlin | Albany, Columbia, Greene, Rensselaer | 4 | Yes (twice) | Albany, Rensselaer; Columbia, Greene |
| 109 | Reilly | Albany, Saratoga | 2 | Yes | Albany, Saratoga |
| 110 | Tedisco | Saratoga, Schenectady | 2 | No | |
| 111 | Magee | Madison, Oneida, Otsego | 3 | No | |
| 112 | Jordan | Rensselaer, Saratoga, Washington | 3 | Yes | Rensselaer, Saratoga |
| 113 | Sayward | Essex, Hamilton, Saratoga, Warren | 4 | No | |
| 114 | Duprey | Clinton, Essex, Franklin | 3 | No | |

COUNTY LINES CROSSED BY NEW YORK STATE ASSEMBLY DISTRICTS – 2002

| District Number | Elected Official | Name of All Counties In District | Total Number of Counties in District | Crossing the same county lines as another district? | Counties Crossed That Are Also Crossed by Another District |
|------------------------|-------------------------|---|---|--|---|
| 115 | Tenney | Oswego, Oneida | 2 | No | |
| 116 | Brindisi | Oneida | 1 | No | |
| 117 | Butler | Fulton, Herkimer, Otsego | 3 | No | |
| 118 | Russell | Jefferson, St Lawrence | 2 | Yes | Jefferson, St Lawrence |
| 119 | Roberts | Onondaga | 1 | No | |
| 120 | Magnarelli | Onondaga | 1 | No | |
| 121 | Miller | Onondaga | 1 | No | |
| 122 | Blankenbush | Jefferson, Lewis, Oswego, St Lawrence | 4 | Yes | Jefferson, St Lawrence |
| 123 | Finch | Broome, Cayuga, Chenango, Cortland, Tioga | 5 | Yes | Broome, Chenango |
| 124 | Barclay | Oswego, Onondaga | 2 | No | |
| 125 | Lifton | Cortland, Tompkins | 2 | No | |
| 126 | Lupardo | Broome | 1 | No | |
| 127 | Lopez | Chenango, Columbia, Delaware, Greene, Ulster, Otsego, Schoharie | 7 | Yes (twice) | Chenango, Delaware; Columbia, Greene |
| 128 | Oaks | Cayuga, Oswego, Wayne | 3 | No | |
| 129 | Kolb | Ontario, Seneca, Cayuga, Onondaga, Cortland, | 5 | No | |
| 130 | Hanna | Livingston, Monroe, Ontario | 3 | No | |
| 131 | Bronson | Monroe | 1 | No | |
| 132 | Morelle | Monroe | 1 | No | |
| 133 | Gantt | Monroe | 1 | No | |
| 134 | Reilich | Monroe | 1 | No | |
| 135 | Johns | Monroe | 1 | No | |
| 136 | Palmesano | Steuben, Yates | 2 | No | |
| 137 | Friend | Chemung, Schuyler, Tioga | 3 | No | |
| 138 | Ceretto | Niagara | 1 | No | |
| 139 | Hawley | Genesee, Monroe, Orleans | 3 | No | |
| 140 | Schimminger | Erie, Niagara | 2 | Yes | Erie, Niagara |

COUNTY LINES CROSSED BY NEW YORK STATE ASSEMBLY DISTRICTS – 2002

| District Number | Elected Official | Name of All Counties In District | Total Number of Counties in District | Crossing the same county lines as another district? | Counties Crossed That Are Also Crossed by Another District |
|------------------------|-------------------------|---|---|--|---|
| 141 | Peoples-Stokes | Erie | 1 | No | |
| 142 | Corwin | Erie, Niagara | 2 | Yes | Erie, Niagara |
| 143 | Gabryszak | Erie | 1 | No | |
| 144 | Ryan | Erie | 1 | No | |
| 145 | Schroeder | Erie | 1 | No | |
| 146 | Smardz | Erie | 1 | No | |
| 147 | Burling | Allegany, Genesee, Livingston, Wyoming | 4 | No | |
| 148 | Walter | Erie, Niagara | 2 | Yes | Erie, Niagara |
| 149 | Giglio | Allegany, Cattaraugus, Chautauqua | 3 | No | |
| 150 | Goodell | Chautauqua | 1 | No | |

Total Number of Assembly Districts Crossing the Same Two County Lines as Another Assembly District: 14

*Instance in which district connects to an adjacent county indirectly through another county.
Note that this is the second instance of this district crossing the same county lines as another district.

Appendix 6 – Comparison of Redistricting Reform Legislation

| Provision | Current System – LATFOR | S. 3419/A.5388 (Cuomo) | S.2543/A.3432/S.660 (Gianaris/Jeffries; Valesky) | S.3331/A.5271 (Bonacic/Galef) |
|------------------------------|-------------------------|---|--|----------------------------------|
| NOMINATIONS COMMITTEE | None | <p><u>Total of eight members:</u> Governor- 4 members, 2 from each of the major political parties Temp president of the senate – 1 members Speaker of the assembly – 1 members Minority leader of the senate – 1 members Minority leader of the assembly – 1 members (members would select two co-chairs)</p> <p>Members could not serve if they currently hold or, in the past four years, have held elective or public office, a position as a lobbyist, a political party position, or are a relative or spouse of an elected or public official.</p> <p>The committee would select a pool of 40 who are vetted for conflicts of interest (same criteria as for committee) composed of: 15 persons enrolled as Democrats 15 persons enrolled as Republicans 10 persons not enrolled as Democrats or Republicans.</p> <p>To the extent practicable, members would also be selected to represent the geographic, racial, ethnic and gender diversity of the state; the committee shall also consult with organizations devoted to protecting voting rights, including minority voting rights.</p> | <p><u>Total of eight members:</u> Temp president of the senate – 2 members Speaker of the assembly – 2 members Minority leader of the senate – 2 members Minority leader of the assembly – 2 members (members would select two co-chairs)</p> <p>Members could not serve if they currently hold or, in the past two years, have held elective or public office, a position as a lobbyist, a political party position, or are a relative or spouse of an elected or public official.</p> <p>The committee would select a pool of 40 who are vetted for conflicts of interest (same criteria as for committee) composed of: 15 persons enrolled as Democrats 15 persons enrolled as Republicans 10 persons not enrolled as Democrats or Republicans.</p> <p>To the extent practicable, members would also be selected to represent the geographic, racial, ethnic and gender diversity of the state.</p> | None |

| Provision | Current System – LATFOR | S. 3419/A.5388 (Cuomo) | S.2543/A.3432/S.660 (Gianaris/Jeffries; Valesky) | S.3331/A.5271 (Bonacic/Galef) |
|--|---|---|---|---|
| APPORTIONMENT COMMISSION STRUCTURE AND MEMBERSHIP | <p><u>Total of 6 Members:</u> Temp President of the Senate – 1 legislator, 1 public (Senator Michael Nozzolio and Welquis R. Lopez) Minority Leader of the Senate – 1 legislator (Senator Martin Malave Dilan) Speaker of the Assembly – 1 legislator, 1 public (Assemblyman John McEneny - Co-Chair, and Roman Hedges) Minority Leader of the Assembly - 1 legislator (Assemblyman Robert Oaks)</p> <p>There are co-chairs, and co-executive directors, Debra Levine and Lewis M. Hoppe.</p> | <p><u>Total of 11 Members:</u> The apportionment commission would be selected from the members of the nominations pool. Temp President of Senate – 2 members Minority Leader of the Senate – 2 members Speaker of Assembly – 2 members Minority Leader of Assembly – 2 members</p> <p>The 8 members would then appoint 8 additional members, one of whom would serve as Chair of the commission. No more than 4 members of the apportionment commission would be enrolled in the same political party, and members would be selected to represent the diversity of the state.</p> <p>The chief judge selects the additional 3 members if not appointed depending on number of votes received.</p> <p>Designated as state agency under public officers law section 73 and 73-A and executive law section 94. Former LATFOR employees transferred subject to approval by the Director of the Budget.</p> | <p><u>Total of 11 Members:</u> The apportionment commission would be selected from the members of the nominations pool. Temp President of Senate – 2 members Minority Leader of the Senate – 2 members Speaker of Assembly – 2 members Minority Leader of Assembly – 2 members</p> <p>The 8 members would then appoint 3 additional members, one of whom would serve as Chair of the commission. No more than 4 members of the apportionment commission would be enrolled in the same political party, and members would be selected to represent the diversity of the state.</p> <p>The chief judge selects the 3 members if not appointed depending on number of votes received.</p> | <p><u>Total of 5 Members:</u> The four legislative leaders each select one member, and by a vote of 3 of the 4 members, the appointees select a 5th member who shall serve as chair.</p> <p>Members cannot be past or current public officials or party officers.</p> <p>No requirements for diversity.</p> <p>The legislature shall specify by law the process for selection and filling of vacancies, as well as duties of the commission.</p> |

| Provision | Current System – LATFOR | S. 3419/A.5388 (Cuomo) | S.2543/A.3432/S.660 (Gianaris/Jeffries; Valesky) | S.3331/A.5271 (Bonacic/Galef) |
|--|---|--|--|---|
| REDISTRICTING CRITERIA | <ul style="list-style-type: none"> • +/- 5% deviation allowed (total of 10% between largest and smallest district) as required by Courts • <u>State Constitution (note that much of the current language in the Constitution has been struck down by the courts):</u> • Districts shall at all times consist of contiguous territory • Districts shall be compact • No county shall be divided in the formation of a senate district except to make two or more senate districts wholly in such county. • No town and no block in a city inclosed by streets or public ways, shall be divided in the formation of senate districts; • No district shall contain a greater excess in population over an adjoining district in the same county, than the population of a town or block therein adjoining such district. Counties, towns or blocks which, from their location, may be included in either of two districts, shall be so placed as to make said districts most nearly equal in number of inhabitants, excluding aliens. | <p>Subject to the requirements of federal law and the state law:</p> <ol style="list-style-type: none"> a) all congressional district shall be as nearly equal in population as practicable; b) districts shall be contiguous; c) Includes voting rights language that opportunity to elect districts can be made without minority voters comprising a majority of the district. d) districts shall not be drawn to favor or oppose any political party, incumbent, or candidates for office; <p>Subject to the requirements of the previous principles (a – d), the principles below shall be followed, with a lower number having precedence over a high number:</p> <ol style="list-style-type: none"> i. The most and least populous senate and assembly districts shall not exceed the mean population of districts for each house by more than one percent; ii. Districts shall unite communities of interest; iii. Counties and county subdivisions shall not be divided in the formation of districts, and where it is unavoidable, more populous counties or subdivisions will be divided in preference to those with smaller populations. Regarding division of counties, includes language that to the extent practicable, that if any senate or assembly district contains the territory of two counties, then no other districts will have territory of both of the same two counties; and iv. Villages shall not be divided. | <p>Subject to the requirements of federal law and the state law:</p> <ol style="list-style-type: none"> a) all congressional district shall be as nearly equal in population as practicable; b) districts shall be contiguous; c) districts shall not be established that abridge or deny minority voting rights; d) districts shall not be drawn to favor or oppose any political party, incumbent, or candidates for office; <p>Subject to the requirements of the previous principles (a – d), the principles below shall be followed, with a lower number having precedence over a high number:</p> <ol style="list-style-type: none"> i. The most and least populous senate and assembly districts shall not exceed the mean population of districts for each house by more than one percent; ii. Counties and county subdivisions shall not be divided in the formation of districts, and where it is unavoidable, more populous counties or subdivisions will be divided in preference to those with smaller populations; iii. Villages shall not be divided; iv. Districts shall be as compact as possible; and v. Districts shall unite communities of interest. | <ul style="list-style-type: none"> • Allows +/- 5 percent deviations for state legislative districts, and 1 percent deviation for congressional districts • Creates a formula for compactness – The aggregate length of the boundaries of all the districts of a house shall not exceed by more than 5 percent the shortest possible aggregate length consistent with constitutional standards • Requires contiguity • Districts shall not be drawn for the purpose of favoring any political party, incumbent legislators or other person or group. The commission shall not consider the address of individual persons, including incumbent legislators, and shall not use the political affiliations of registered voters, previous election results, and demographic information other than head counts. • Districts shall not be drawn for the purpose of diluting the voting strength of any language or racial minority group |
| Citizens Union, Reshaping New York. November 2011. | | | | Appendix 6 - 3 |

| Provision | Current System – LATFOR | S. 3419/A.5388 (Cuomo) | S.2543/A.3432/S.660 (Gianaris/Jeffries; Valesky) | S.3331/A.5271 (Bonacic/Galef) |
|---|--|--|---|--|
| <p>PLAN SUBMISSION/ APPROVAL</p> | <p>The task force shall engage in such research studies and other activities as its co-chairmen may deem necessary or appropriate in the preparation and formulation of a reapportionment plan for the next ensuing reapportionment of senate and assembly districts and congressional districts of the state and in the utilization of census and other demographic and statistical data for policy analysis, program development and program evaluation purposes for the legislature.</p> <p>The redistricting plan must be approved by the state Legislature and the Governor. In addition, 3 counties of New York City (Bronx, Kings, and New York) require that the U.S. Justice Department's Civil Rights Division or the U.S. District Court for the District of Columbia review and approve the plan for compliance with the Voting Rights Act.</p> <p>The task force may hold public and private hearings and otherwise have all of the powers of a legislative committee.</p> | <p>The commission would submit the first apportionment plan to the legislature after holding one set of required public hearings throughout the state in the following regions: Albany, Buffalo, Syracuse, Rochester, White Plains, Bronx County, Kings County, New York County, Queens County and Richmond County (no Glen Gove).</p> <p>A vote of 7 of the 11 members would approve the plan.</p> <p>The first plan would require a vote of the legislature without amendments. If the proposal is rejected, the commission would submit an amended proposal after hearing the reasons given by the legislature regarding the first plan's rejection at a public hearing. The second plan, again, would be voted upon by the legislature without amendments. If the second proposal is also rejected, the commission would submit a third plan following a second public hearing at which the legislature would testify. The third plan would be subject to the normal amendment process, given the legislature's ultimate authority over redistricting under the State Constitution.</p> <p>The legislature's amendments to the third plan submitted by the independent redistricting commission would be required to adhere to the criteria in the bill for drawing district boundaries and not affect more than 2 percent of the population of any district in the final plan.</p> | <p>The commission would submit the first apportionment plan to the legislature after holding two required sets of public hearings throughout the state in the following regions: Albany, Buffalo, Syracuse, Rochester, Glen Cove, White Plains, and Bronx, Kings, New York, Queens and Richmond Counties.</p> <p>A vote of 7 of the 11 members would approve the plan.</p> <p>The first plan would require a vote of the legislature without amendments. If the proposal is rejected, the commission would submit an amended proposal after hearing the reasons given by the legislature regarding the first plan's rejection at a public hearing. The second plan, again, would be voted upon by the legislature without amendments. If the second proposal is also rejected, the commission would submit a third plan following a second public hearing at which the legislature would testify. The third plan would be subject to the normal amendment process, given the legislature's ultimate authority over redistricting under the State Constitution.</p> | <p>No legislative review. Specifically states that not subject to amendment, approval or appeal by initiative, referendum or act of the legislature.</p> |

| Provision | Current System – LATFOR | S. 3419/A.5388 (Cuomo) | S.2543/A.3432/S.660 (Gianaris/Jeffries; Valesky) | S.3331/A.5271 (Bonacic/Galef) |
|-----------------------------------|-------------------------|---|--|----------------------------------|
| PUBLIC MAPPING/ TECHNOLOGY | None | <p>Requires mapmaking software and all relevant data and information be provided via the internet to allow for development of alternative redistricting proposals</p> <p>Requires hearings to be webcast or televised to the extent practical</p> | Requires mapmaking software to be provided to the public and all relevant data and information | None |

Appendix 7: The ReShapeNY Coalition

ReShapeNY

ReShape New York (ReShapeNY) is a public campaign that aims to end partisan gerrymandering and change the way in which state legislative and congressional district lines are drawn. We support:

- The creation of a new redistricting commission that is independent, representative, politically balanced, and fairly chosen to draw congressional and legislative district lines that do not favor or oppose any incumbent or political party.
- The use of even-handed and sensible redistricting guidelines and criteria that provide for fair and effective representation of all New Yorkers, including racial and language minority groups.
- Adequate disclosure of maps and data, as well as opportunities for public input in the redistricting process.

Appendix 7: The ReShapeNY Coalition

CO-CHAIRS

Honorable Robert Abrams ■ John Avlon ■ Phoebe Bender
Gerald Benjamin ■ Dr. Calvin O. Butts, III ■ Grace Lyu-Volckhausen
Honorable Edward I. Koch ■ Honorable Frank Padavan
Lillian Rodríguez López ■ Harry Wilson

CAMPAIGN ORGANIZATIONS

37 groups, representing civic groups, issue-advocacy organizations, labor, and business groups

Appendix 7: The ReShapeNY Coalition

LEADERS

Citizens Union of the City of New York ■ League of Women Voters of New York State ■ New York Public Interest Research Group (NYPIRG) ■ New York Uprising

STEERING COMMITTEE MEMBERS

Association for a Better New York (ABNY) ■ Bedford Mosholu Community Association ■ Citizen Action of New York ■ Citizens Committee for NYC ■ Citizens for a Better New York ■ Minkwon Center for Community Action ■ National Organization for Women (NOW) NYC ■ Natural Resources Defense Council (NRDC) ■ New Roosevelt Initiative ■ New York Civic ■ Public Employees Federation ■ Regional Plan Association ■ Queens Civic Congress ■ Reinvent Albany ■ Women's City Club of New York (WCC)

Appendix 7: The ReShapeNY Coalition

ENDORSERS

ACT NOW ■ Citizens Budget Commission ■ Council of School Supervisors and Administrators ■ Council of Peoples Organization ■ Cultural Collaborative Jamaica ■ Drum Major Institute ■ Environmental Advocates ■ Housing Works ■ Interfaith Alliance of Rochester ■ Korean American League for Civic Action (KALCA) ■ Korean American Voters' Council (KAVC) ■ Korean Americans for Political Advancement (KAPA) ■ Long Island Progressive Coalition ■ Mental Health Association in NYS ■ Metropolitan Russian-American Parents Association ■ Transportation Alternatives

WWW.RESHAPENY.ORG